

Jan, 2022

Study of Population Displacement & Return Movements

INTRODUCTION

Despite the deteriorating conditions in Syria, some refugees and IDPs return to their original places. This infographic presents information on these populations in areas outside the regime control. ACU's enumerators constantly track these populations, along with movements of displacement and return.

This study presents the total number of populations and gender ratio, the total number of old and new IDPs and their types of shelters, the number of those who left and the reasons for leaving, and the number of returnees last month with their most critical needs.

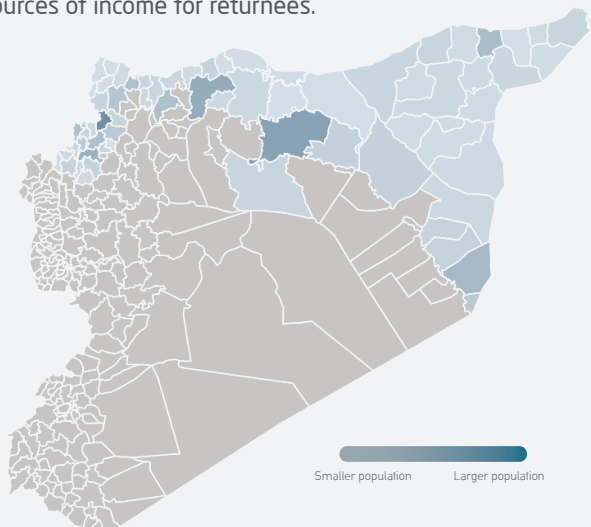
The study also presents information on local councils in the return areas last month, availability and evaluation of basic services, decision-makers and primary service providers, and sources of income for returnees.

68 Total number of assessed sub-districts

2,330
Communities



585
Total number of assessed camps



TOTAL STATISTICS

10,231,060
Population



12,960
New IDPs



40
Returnees

3,385,086
IDPs



2,391
Departures




TOP DISTRICTS WITH THE LARGEST NUMBER OF IDPS

207K Harim
74K Idleb
70K Afrin
66K A'zaz
49K Al Bab
48K Ar-Raqqa
28K Jebel Saman
28K Jisr-Ash-Shugur
11K Quamishli
11K Jarablus

GENDER

54%
Females



46%
Males

DEPARTURES

2,391
TOTAL NUMBER OF DEPARTURES



Harim



Idleb



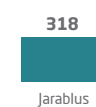
Jisr-Ash-Shugur



Menbij



Afrin



Jarablus

Reasons for Departing

- 1 The lack of job opportunities
- 2 Humaintarian assistance is not provided in
- 3 Their towns are not serviced

Camps

37.50%
31.22%
31.25%

SHELTER TYPES FOR IDPs



Rented houses | **1,218,038**
Spontaneous camps | **324,843**
Borrowed houses | **265,928**



Occupied houses | **235,744**
Empty buildings | **193,190**
Collective housing | **137,583**

SERVICES

		Good	Average	Bad
Electricity	Sub-districts	32%	47%	20%
	Camps	2%	34%	64%
Health	Sub-districts	19%	51%	30%
	Camps	37%	41%	22%
Water	Sub-districts	25%	42%	32%
	Camps	66%	32%	2%
Bakeries	Sub-districts	20%	53%	28%
	Camps	38%	51%	11%

