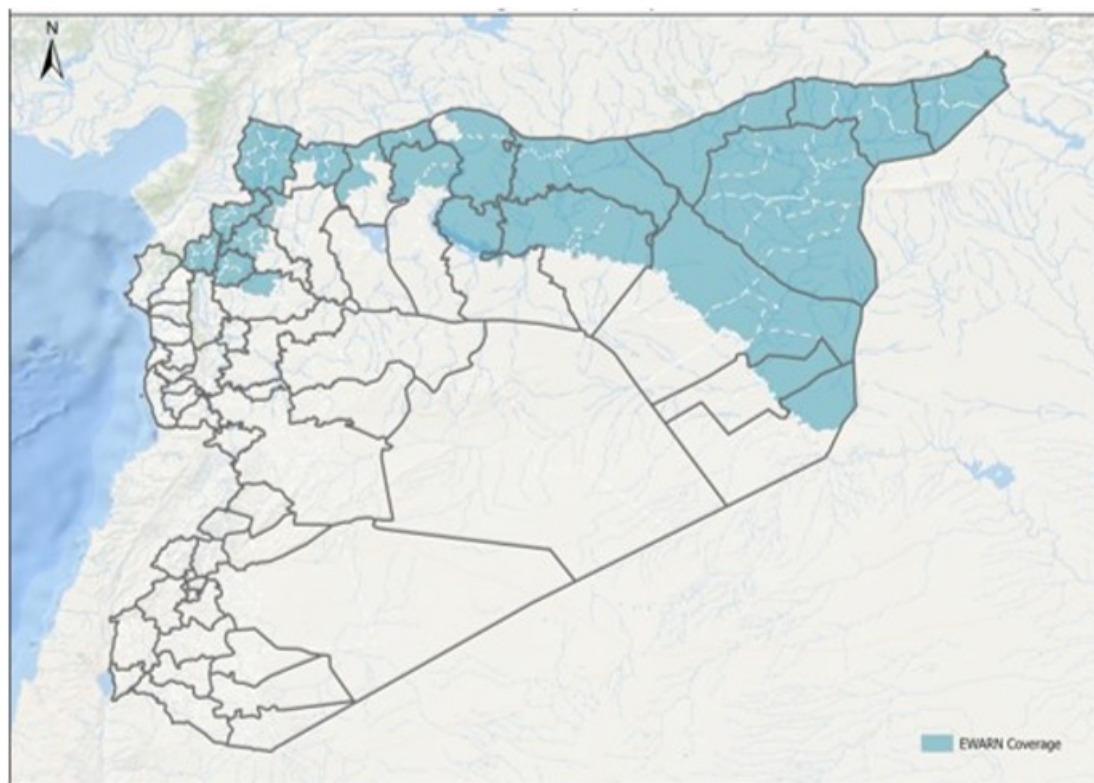


## Accute Flaccid Paralysis (AFP) Surveillance Weekly Bulletin Early Warning Alert and Response Network - SYRIA

Epi Week 39 - Between 9/19/2021 and 9/25/2021

ADOC

### Coverage



For previous AFP bulletins, please hit the link below:

<https://www.acu-sy.org/en/afp-reports/>

## Accute Flaccid Paralysis (AFP) Surveillance Weekly Bulletin

# Surveillance Highlights

### 2016

- (344) AFP cases have been reported.
- No new Polio (WPV) had been detected. (0) compatible cases classified by ERC.
- Key indicators: Non-polio AFP rate (5.4), Stool Adequacy rate (81%), NPEV Isolation rate (23%) and Sabin-like Virus Isolation (4%).

### 2017

- (469) AFP cases have been reported.
- No new Polio (WPV) had been detected.
- (3) compatible cases classified by ERC.
- Key indicators: Non-polio AFP rate (8.9), Stool Adequacy rate (89%), NPEV Isolation rate (23%) and Sabin-like Virus Isolation (4%).
- (70) cVDPV2 cases detected.

### 2018

- (399) AFP cases have been reported.
- No new Polio (WPV) have been detected.
- (1) compatible cases classified by ERC.
- Key indicators: Non-polio AFP rate (10.8), Stool Adequacy rate (91%), NPEV Isolation rate (23%) and Sabin-like Virus Isolation (3%).
- (0) cVDPV2 cases detected.

### 2019

- (429) AFP cases have been reported.
- No new Polio (WPV) have been detected yet.
- (0) compatible cases classified by ERC.
- Key indicators: Non-polio AFP rate (14.9), Stool Adequacy rate (91%), NPEV Isolation rate (23%) and Sabin-like Virus Isolation (8%).
- (0) cVDPV2 cases detected so far.

### 2020

- (386) AFP cases have been reported.
- No new Polio (WPV) have been detected yet.
- (0) compatible cases classified by ERC.
- Key indicators: Non-polio AFP rate (10.2), Stool Adequacy rate (96%), NPEV Isolation rate (21%) and Sabin-like Virus Isolation (2%).
- (0) cVDPV2 cases detected so far.

---

### 2021

- (356) AFP cases have been reported.
- No new Polio (WPV) have been detected yet.
- (0) compatible cases classified by ERC.
- Key indicators: Non-polio AFP rate (12.6), Stool Adequacy rate (95%), NPEV Isolation rate (17%) and Sabin-like Virus Isolation (1%).
- (0) cVDPV2 cases detected so far.

Epi Week 39 - Between 9/19/2021 and 9/25/2021

Accute Flaccid Paralysis (AFP) Surveillance Weekly Bulletin

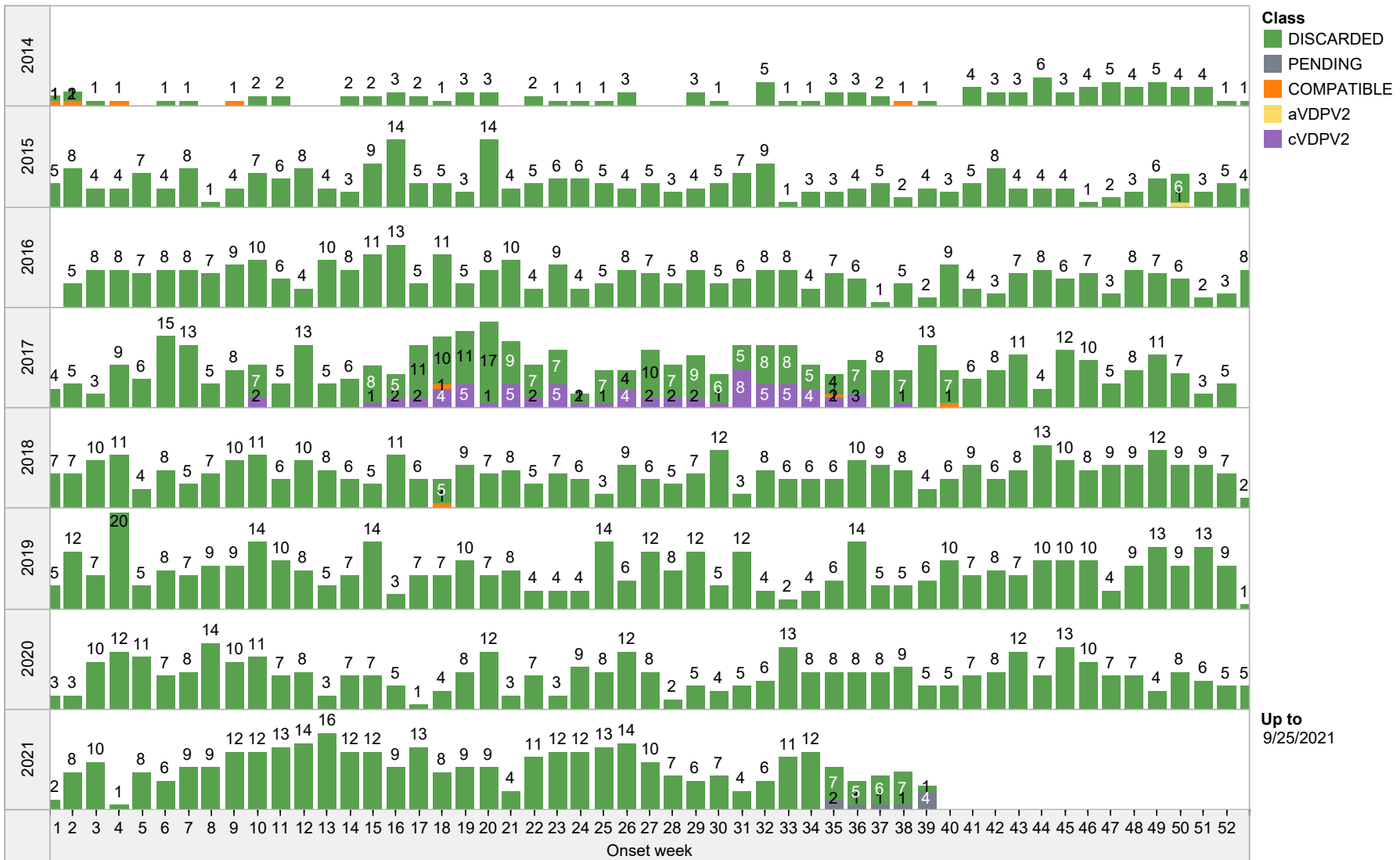
## AFP Surveillance Key Indicators

	Pop<15			Expected 3/100,000			# of AFP cases			Non-Polio AFP Rate			Adequacy%			NPEV%			SL%			Median OPV			Median AGE		
	2019	2020	2021	2019	2020	2021	2019	2020	2021	2019	2020	2021	2019	2020	2021	2019	2020	2021	2019	2020	2021	2019	2020	2021	2019	2020	2021
Aleppo	822,029	1,385,803	1,096,948	25	42	33	122	107	91	14.8	7.7	11.1	89	98	97	20	16	13	10	0	2	4	5	5	49	40	41
Idleb	1,051,574	1,448,147	1,230,444	32	43	37	162	107	80	15.4	7.4	8.7	87	93	91	22	20	9	5	1	0	6	6	5	30	38	39
Hama	72,103			2			1			4.0			100			0			0			9			96		
Ar-Raqqa	285,378	269,396	418,022	9	8	13	23	39	38	8.1	14.5	12.1	96	90	92	35	26	26	4	5	0	4	2	3	49	40	50
Deir-ez-Zor	194,183	242,085	532,407	6	7	16	65	75	62	33.5	31.0	15.5	95	99	100	37	25	28	12	5	2	4	5	4	28	31	34
Al-Hasakeh	446,353	429,405	481,635	13	13	14	56	58	85	12.5	13.5	23.5	96	98	94	14	21	16	9	0	1	5	5	3	52	73	50
<b>Grand Total</b>	<b>2,871,620</b>	<b>3,774,836</b>	<b>3,759,456</b>	<b>86</b>	<b>113</b>	<b>113</b>	<b>429</b>	<b>386</b>	<b>356</b>	<b>14.9</b>	<b>10.2</b>	<b>12.6</b>	<b>91</b>	<b>96</b>	<b>95</b>	<b>23</b>	<b>21</b>	<b>17</b>	<b>8</b>	<b>2</b>	<b>1</b>	<b>5</b>	<b>5</b>	<b>5</b>	<b>37</b>	<b>41</b>	<b>42</b>

Epi Week 39 - Between 9/19/2021 and 9/25/2021

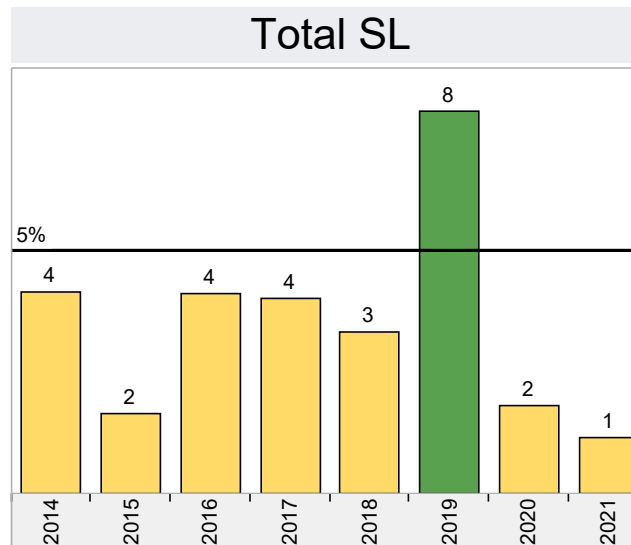

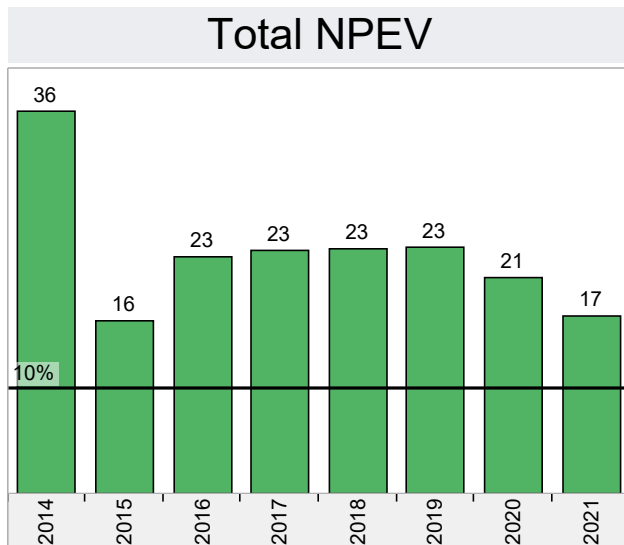

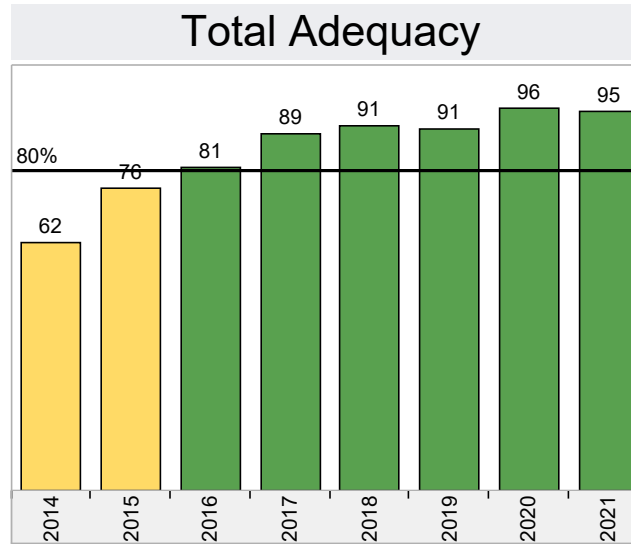

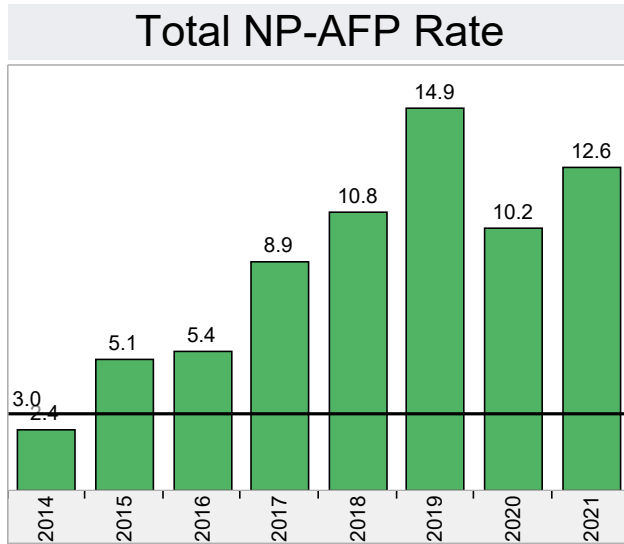
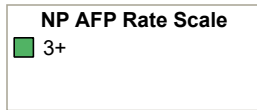
# Accute Flaccid Paralysis (AFP) Surveillance Weekly Bulletin

## Epi Curve



Epi Week 39 - Between 9/19/2021 and 9/25/2021

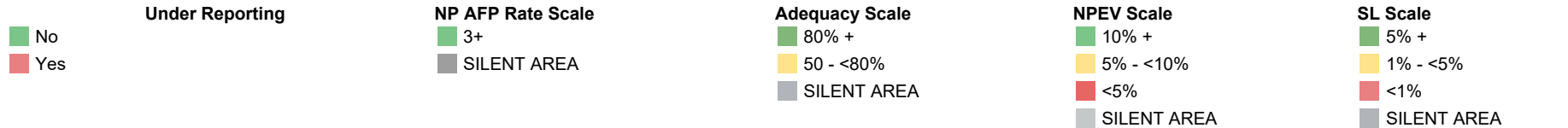
### Total Indicators



Epi Week 39 - Between 9/19/2021 and 9/25/2021

Accute Flaccid Paralysis (AFP) Surveillance Weekly Bulletin

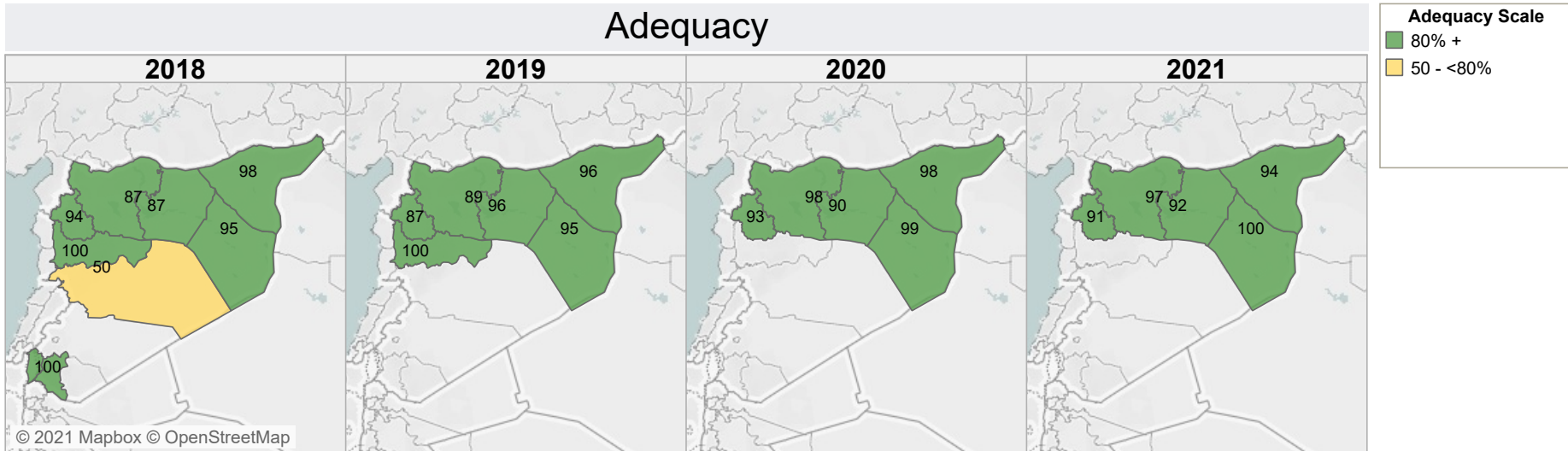
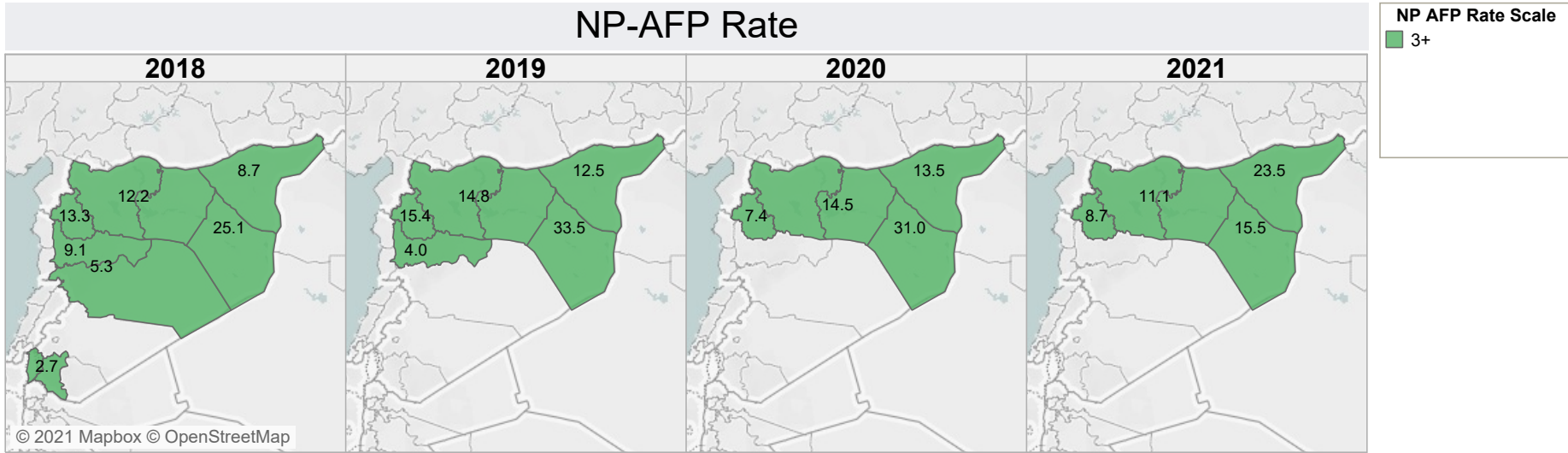
### Indicators across Governorates



	Reporting				NP-AFP Rate.				Adequacy.				NPEV.				SL.			
	2018	2019	2020	2021	2018	2019	2020	2021	2018	2019	2020	2021	2018	2019	2020	2021	2018	2019	2020	2021
Aleppo	107	122	107	91	12.2	14.8	7.7	11.1	87	89	98	97	20	20	16	13	3	10	0	2
Idleb	128	162	107	80	13.3	15.4	7.4	8.7	94	87	93	91	29	22	20	9	2	5	1	0
Hama	6	1			9.1	4.0			100	100			33	0			17	0		
Ar-Raqqa	38	23	39	38	14.9	8.1	14.5	12.1	87	96	90	92	31	35	26	26	0	4	5	0
Deir-ez-Zor	62	65	75	62	25.1	33.5	31.0	15.5	95	95	99	100	26	37	25	28	8	12	5	2
Al-Hasakeh	45	56	58	85	8.7	12.5	13.5	23.5	98	96	98	94	7	14	21	16	2	9	0	1
Homs	6				5.3				50				0				0			
R. Damascus																				
Dar'a	6				2.7				100				17				0			
Quneitra	1				4.3				100				0				0			
<b>Grand Total</b>	<b>399</b>	<b>429</b>	<b>386</b>	<b>356</b>	<b>10.8</b>	<b>14.9</b>	<b>10.2</b>	<b>12.6</b>	<b>91</b>	<b>91</b>	<b>96</b>	<b>95</b>	<b>23</b>	<b>23</b>	<b>21</b>	<b>17</b>	<b>3</b>	<b>8</b>	<b>2</b>	<b>1</b>

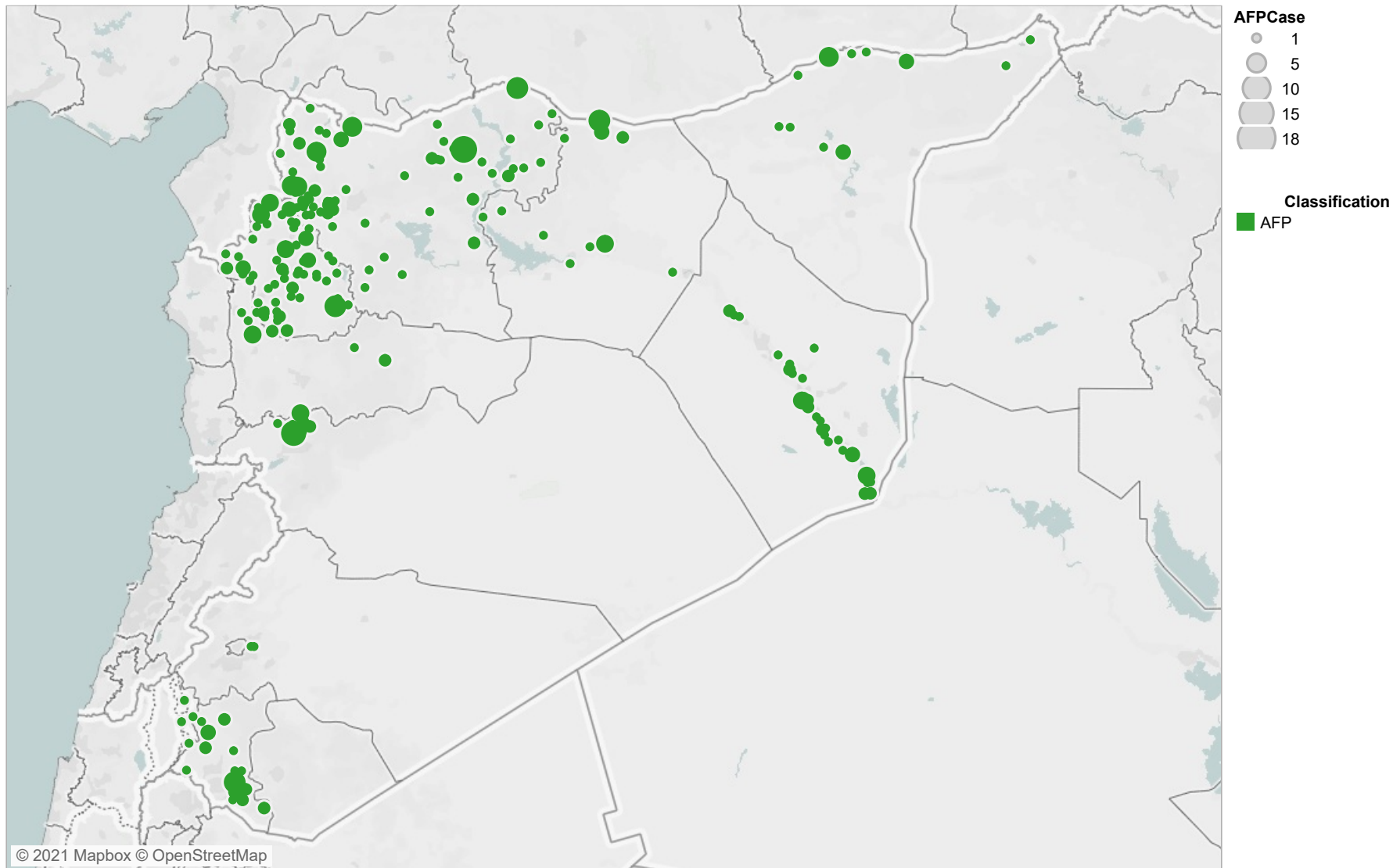
Epi Week 39 - Between 9/19/2021 and 9/25/2021

## Indicators Maps



Epi Week 39 - Between 9/19/2021 and 9/25/2021

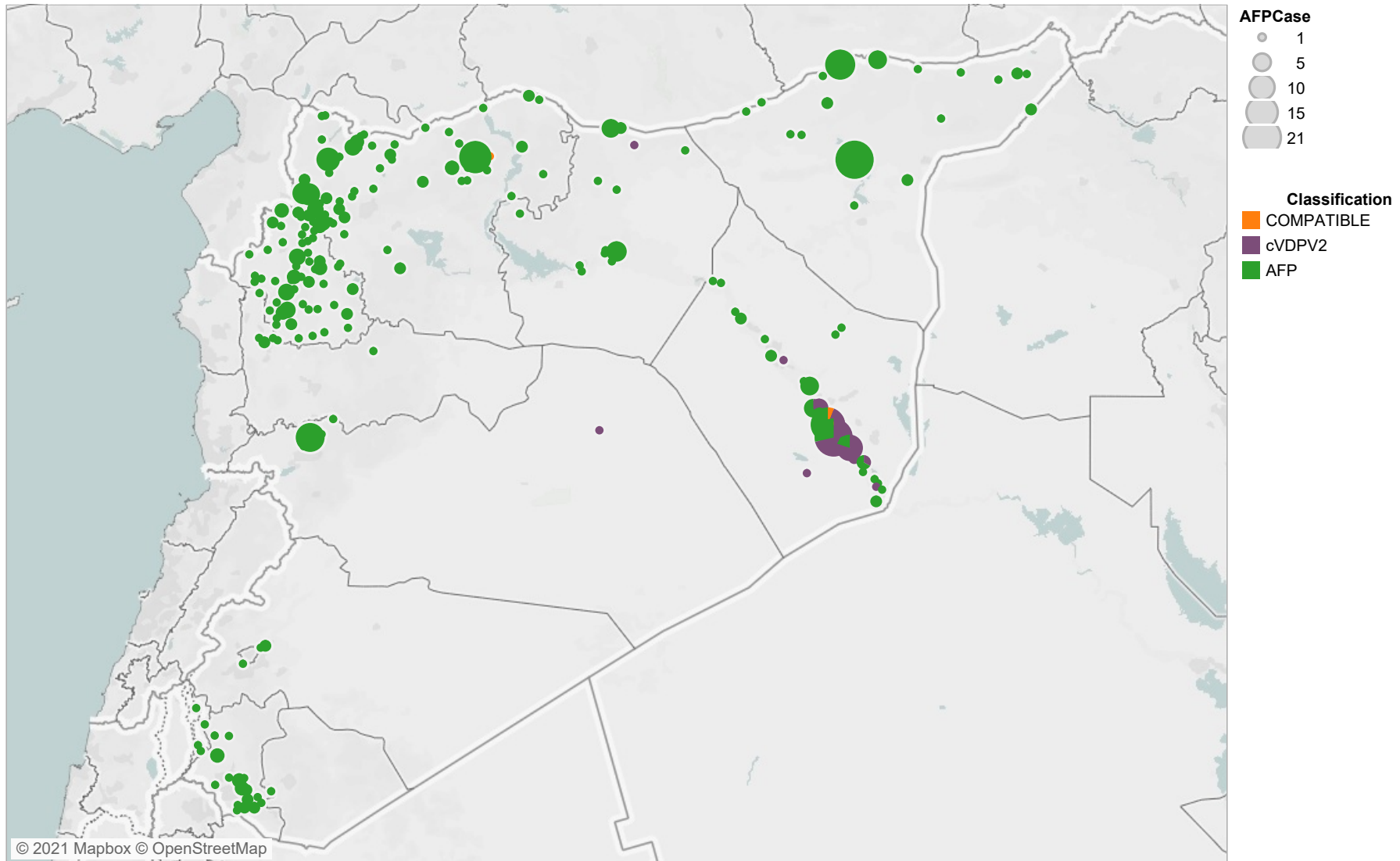
### Cases Distribution 2016



Epi Week 39 - Between 9/19/2021 and 9/25/2021

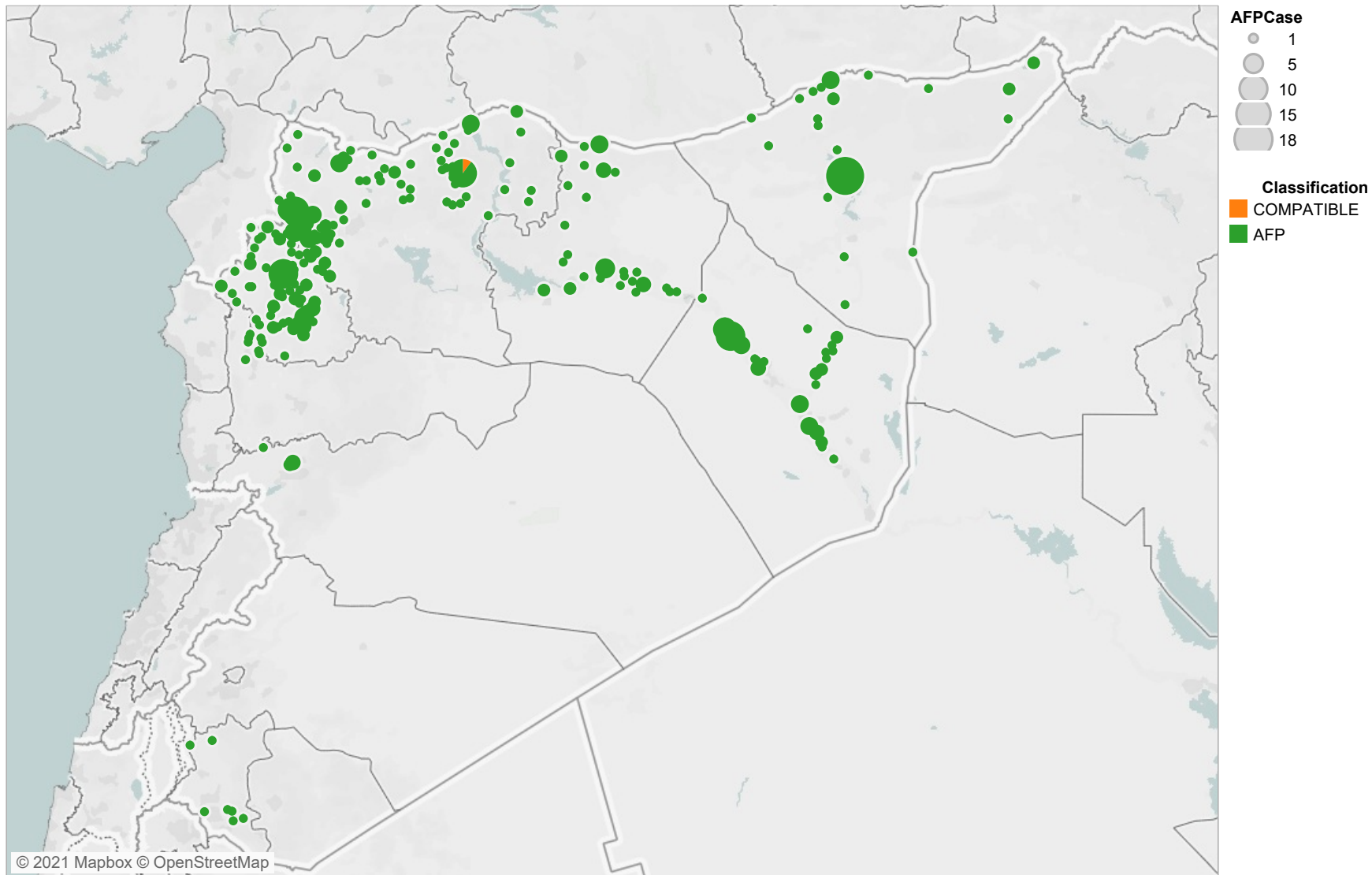


## Cases Distribution 2017



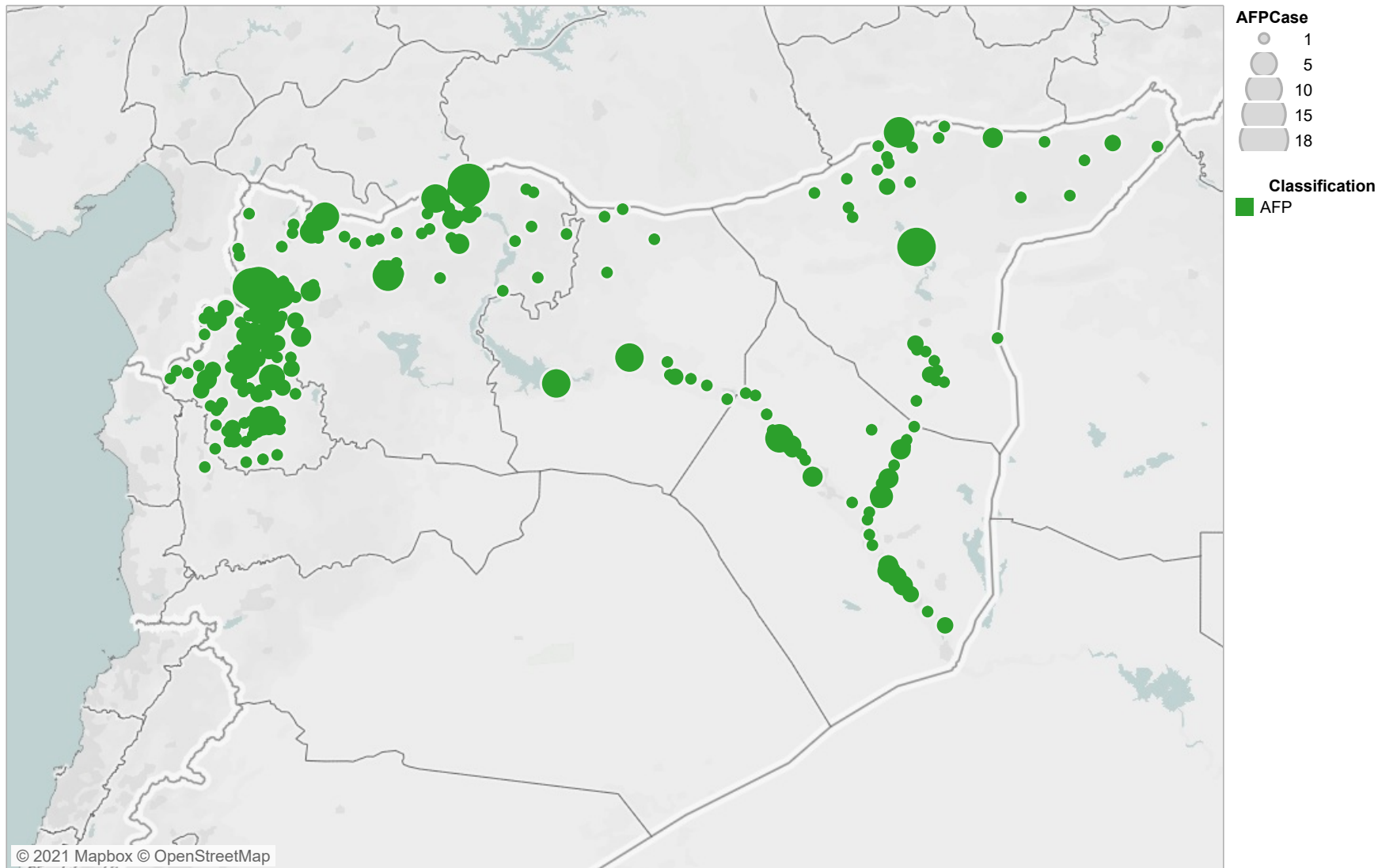
Epi Week 39 - Between 9/19/2021 and 9/25/2021

### Cases Distribution 2018



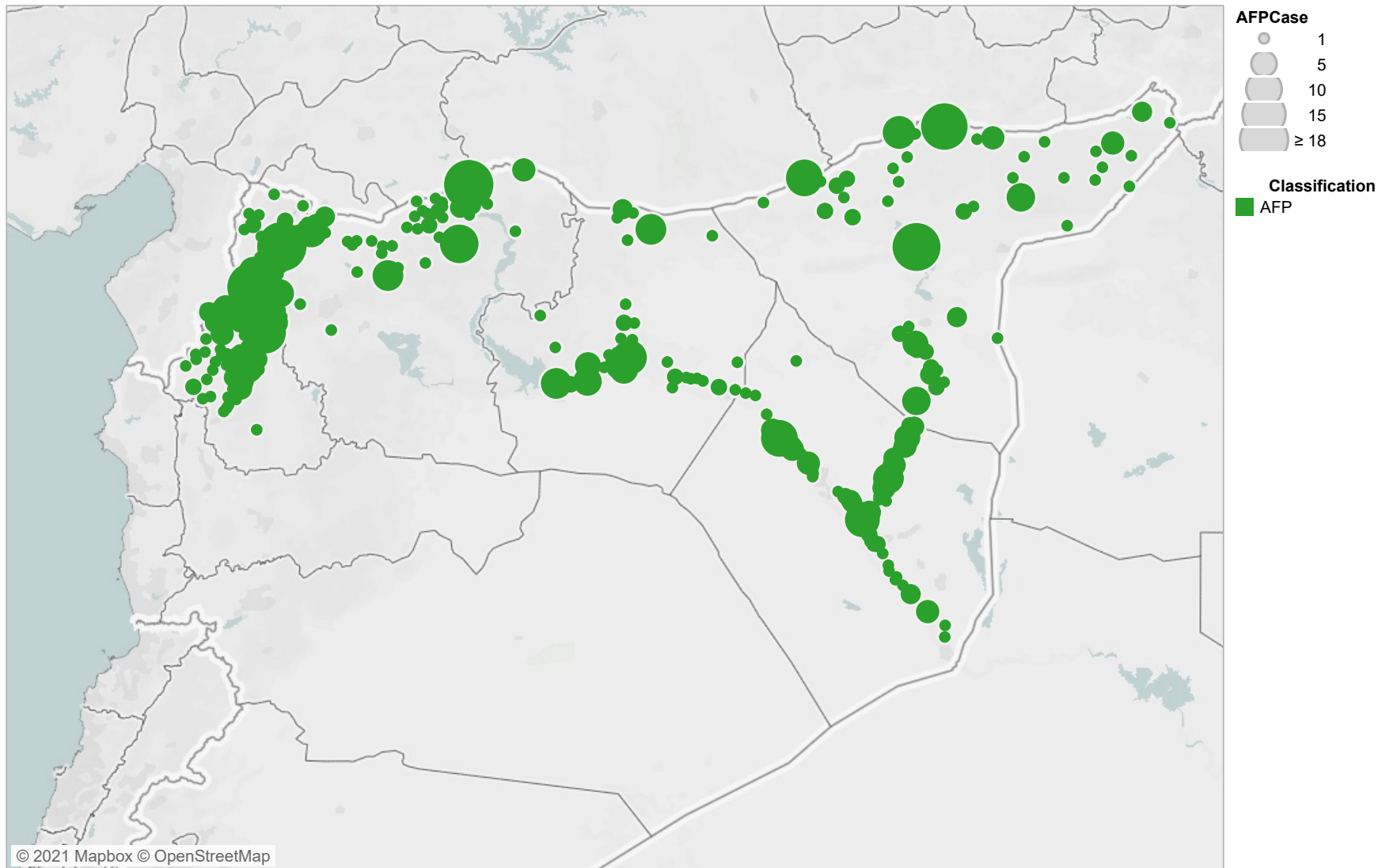
Epi Week 39 - Between 9/19/2021 and 9/25/2021

### Cases Distribution 2019



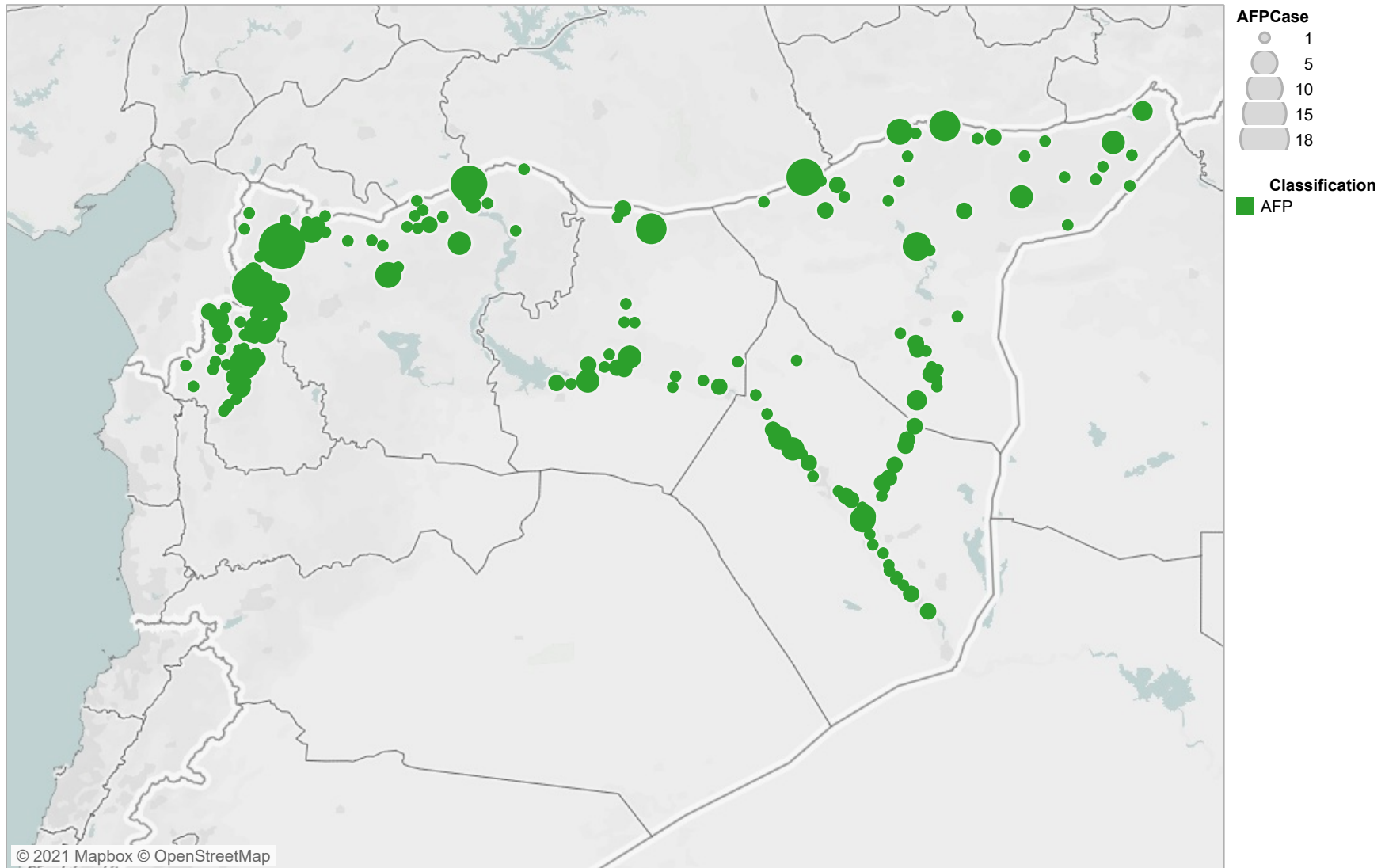
Epi Week 39 - Between 9/19/2021 and 9/25/2021

### Cases Distribution 2020



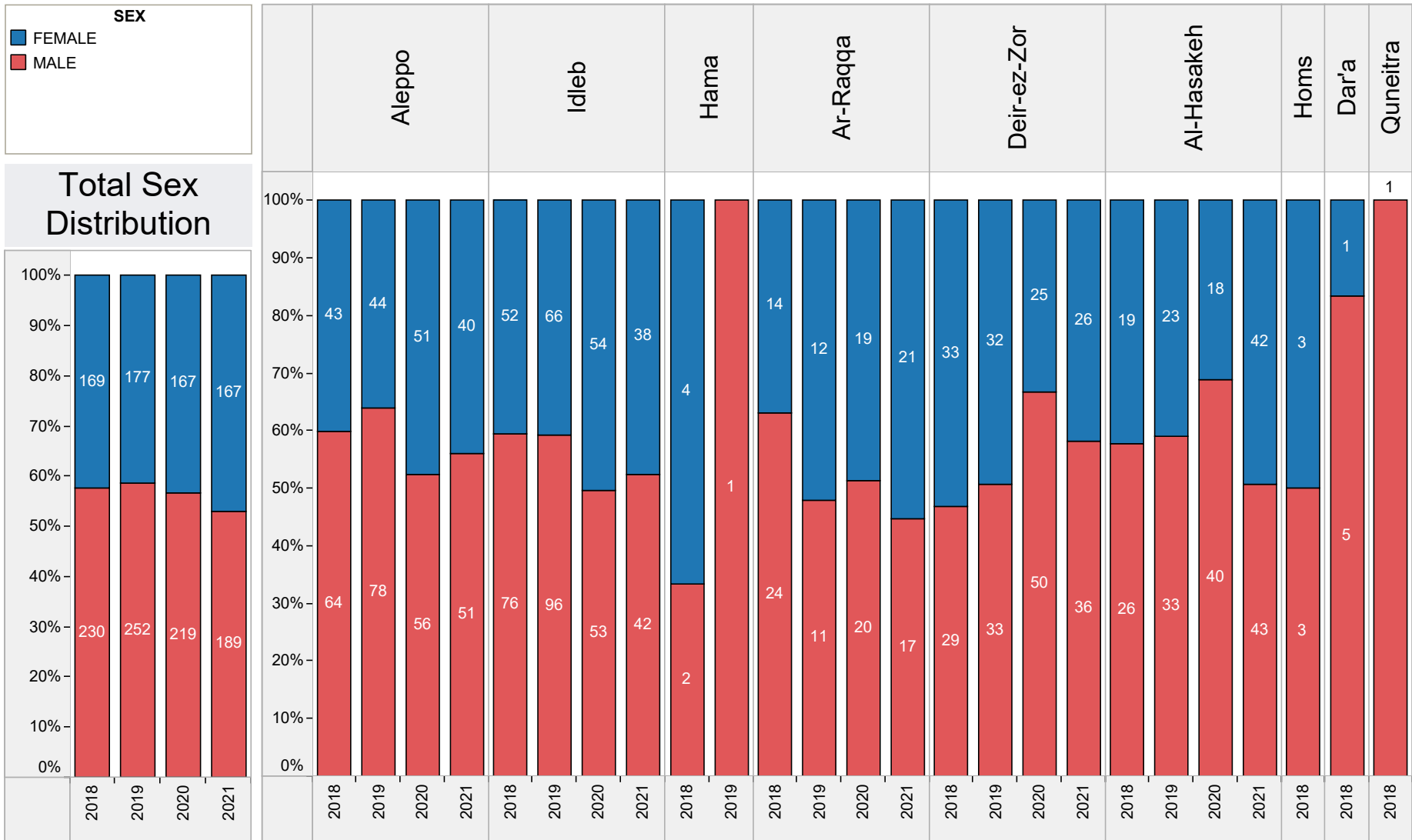
Epi Week 39 - Between 9/19/2021 and 9/25/2021

## Cases Distribution 2021



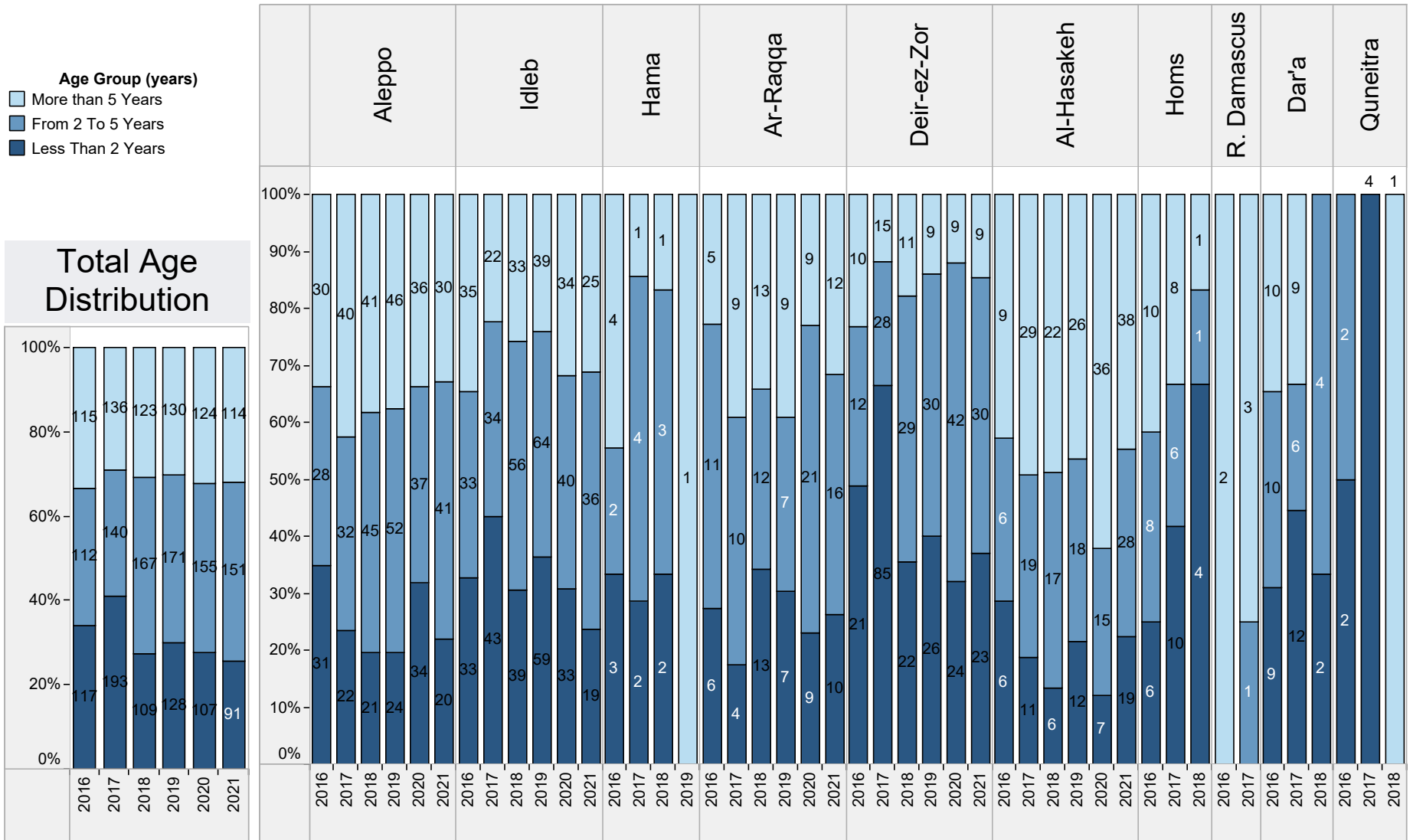
Epi Week 39 - Between 9/19/2021 and 9/25/2021

### Sex Distribution



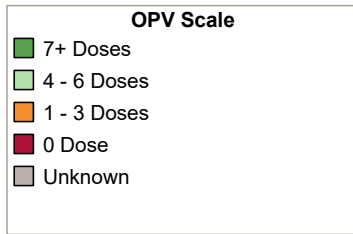
Epi Week 39 - Between 9/19/2021 and 9/25/2021

### Age Distribution

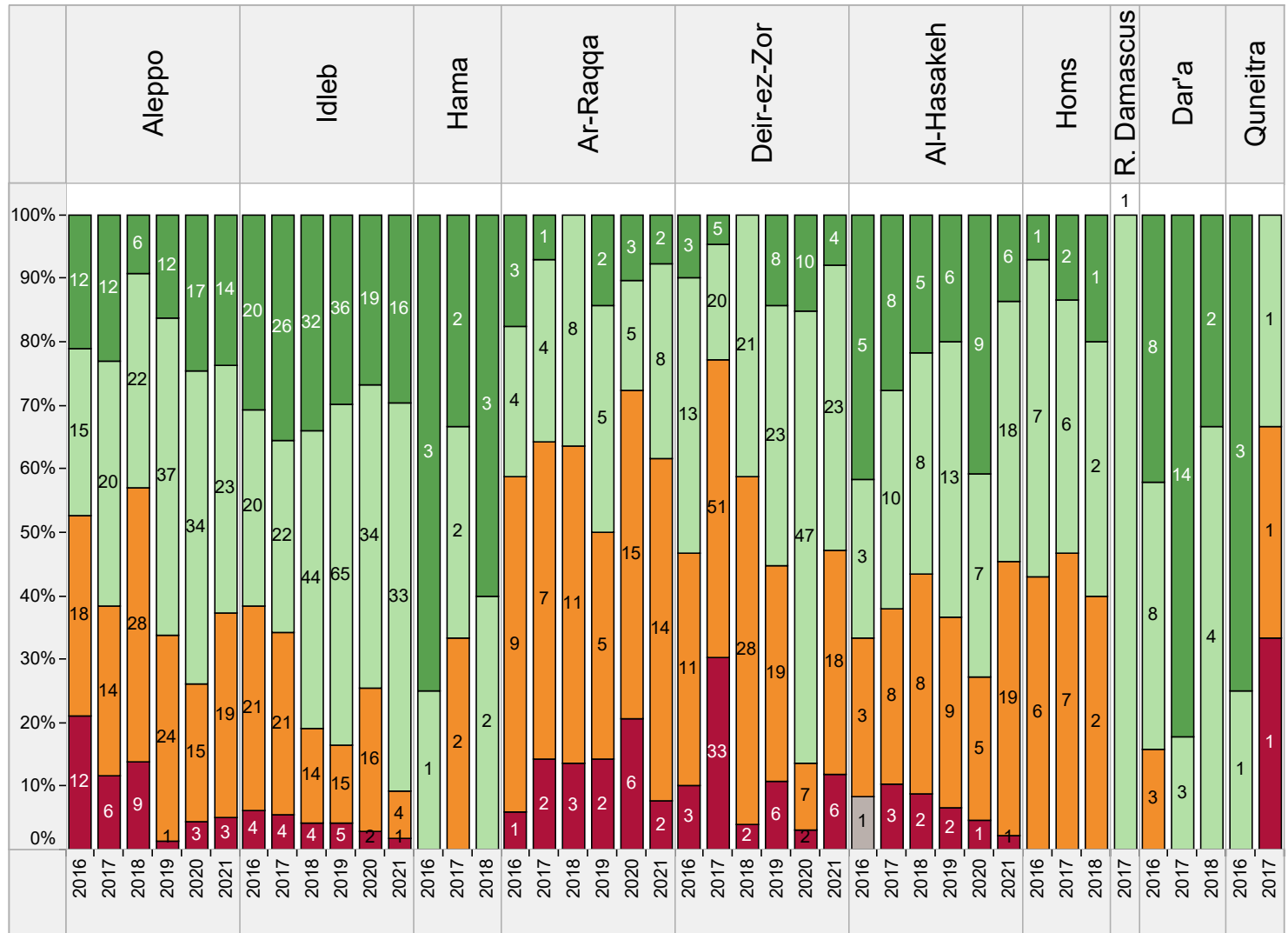
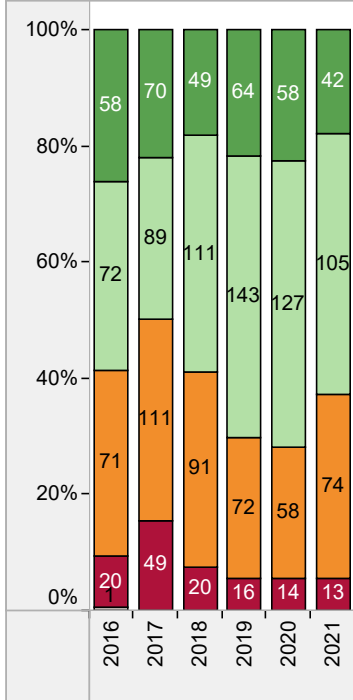


Epi Week 39 - Between 9/19/2021 and 9/25/2021

### OPV Vaccination Status, 6-59 Months



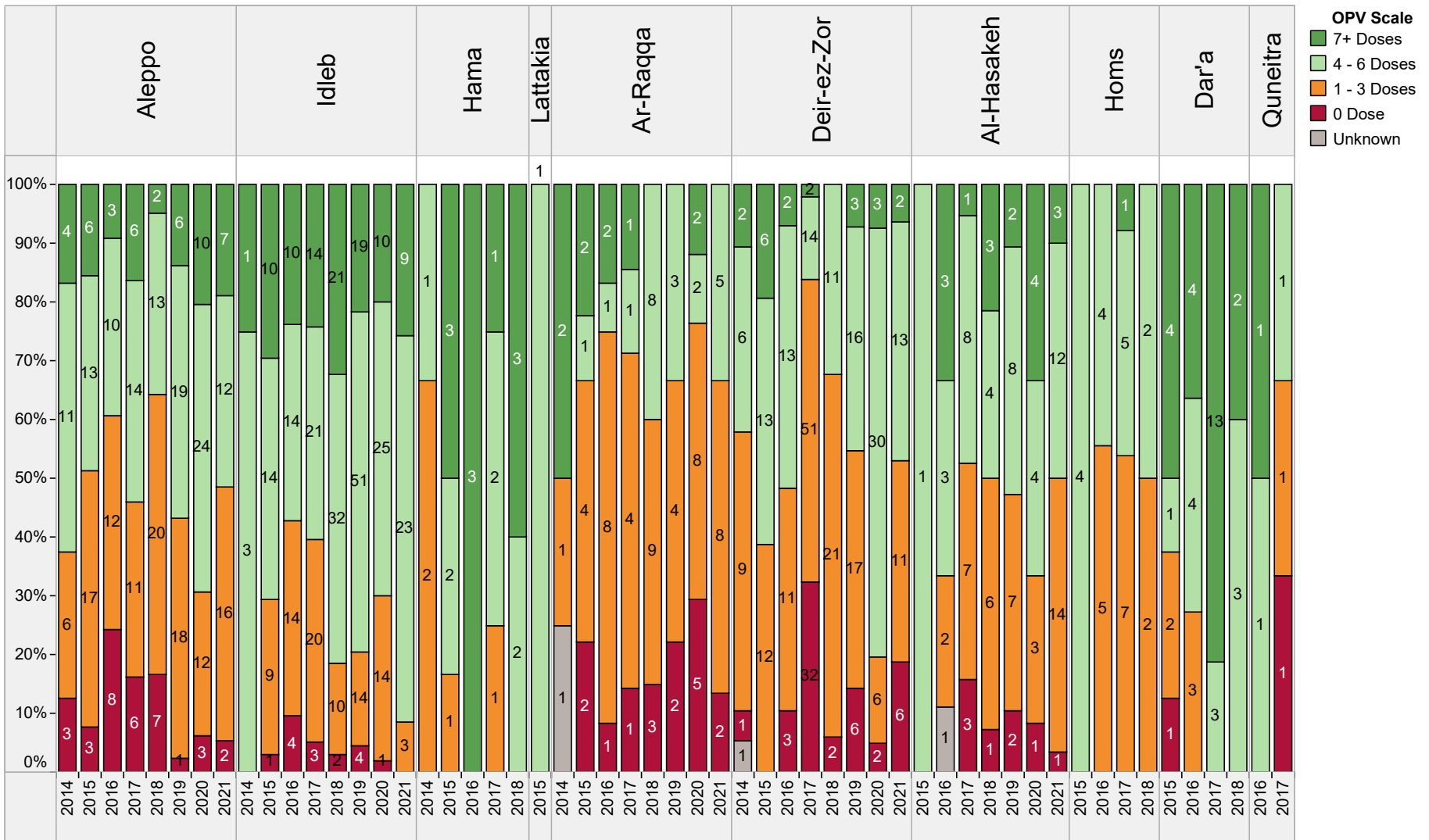
#### Total OPV



Epi Week 39 - Between 9/19/2021 and 9/25/2021

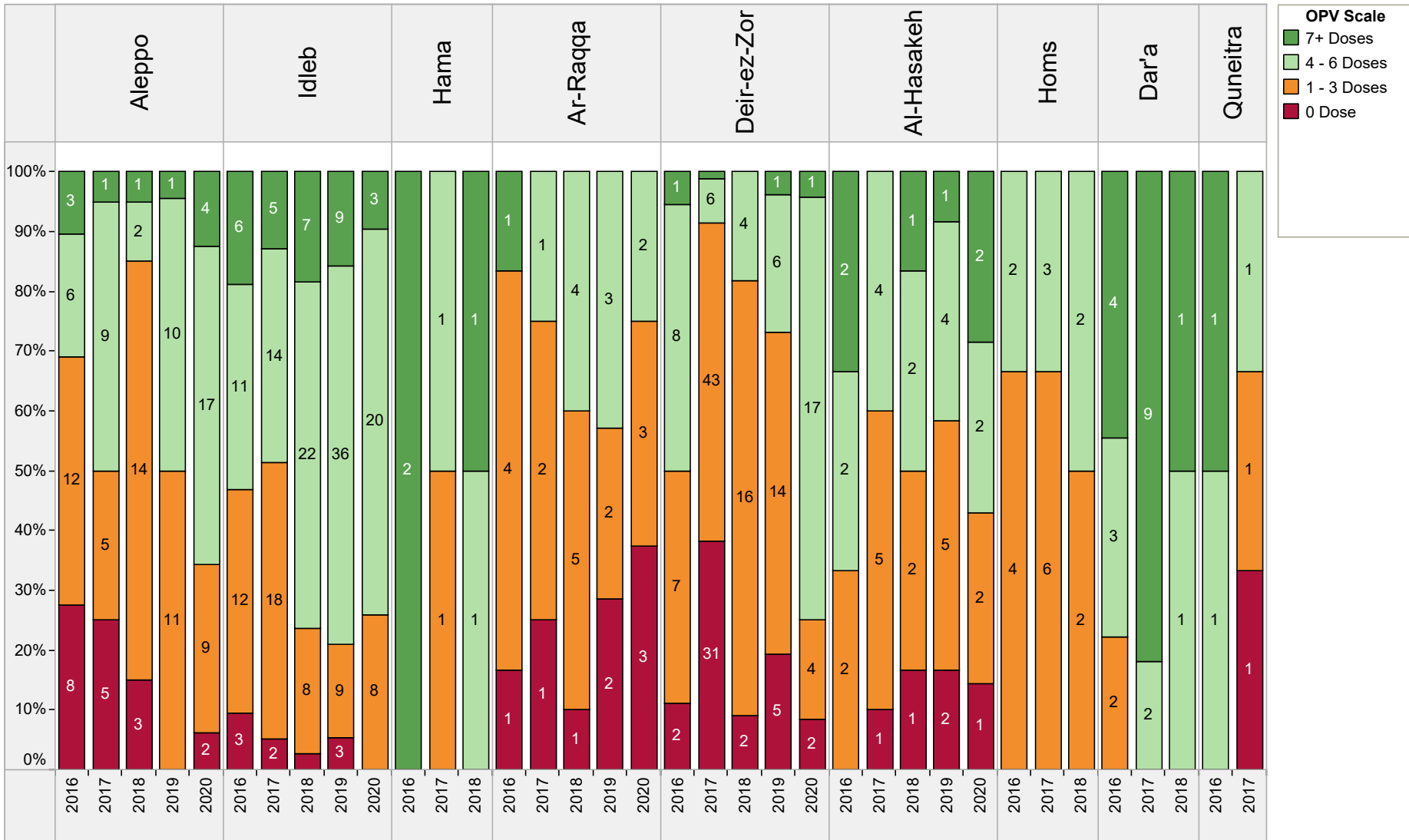


### OPV Vaccination Status 6 - 35 Months



Epi Week 39 - Between 9/19/2021 and 9/25/2021

### OPV Vaccination Status 6 - 23 Months

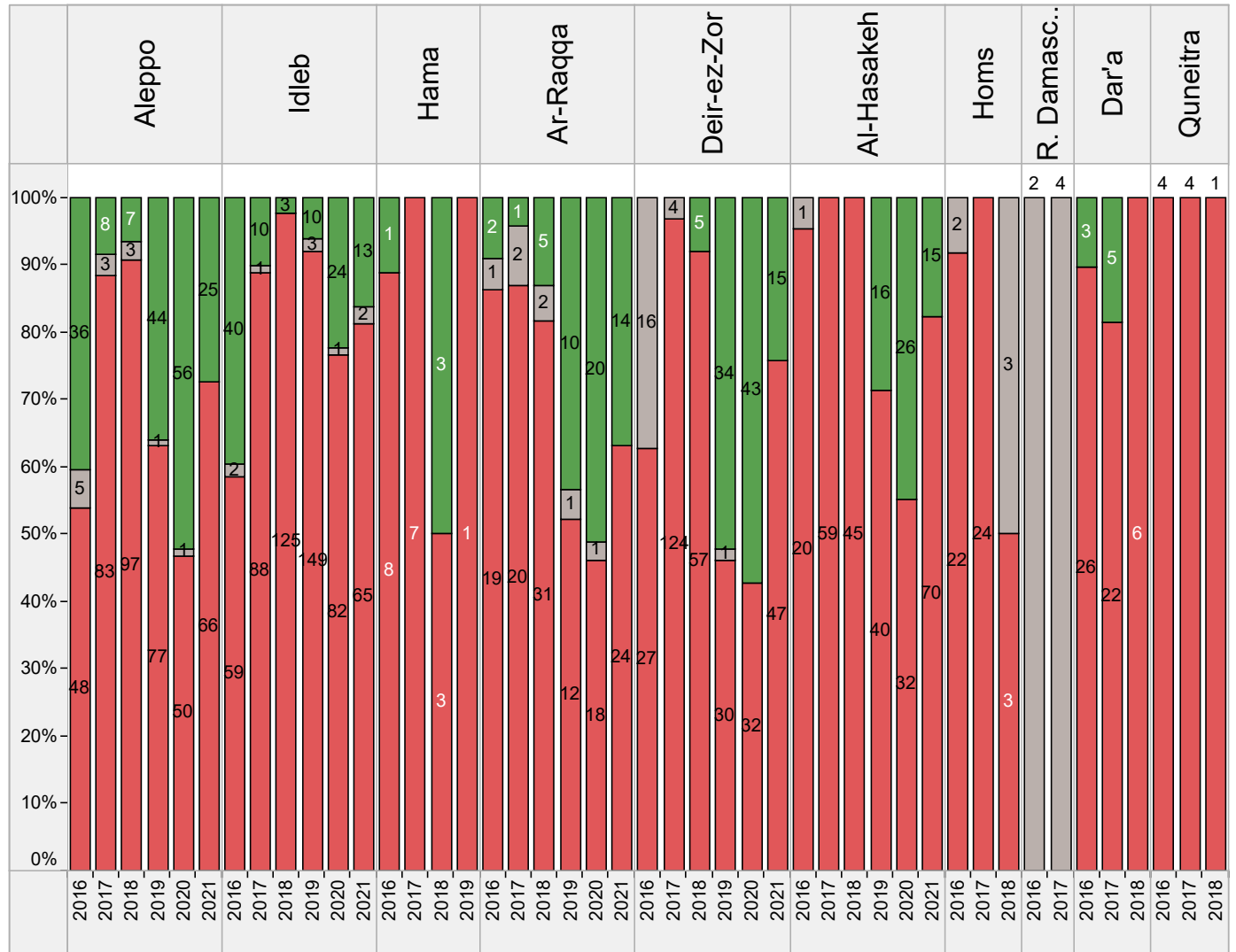
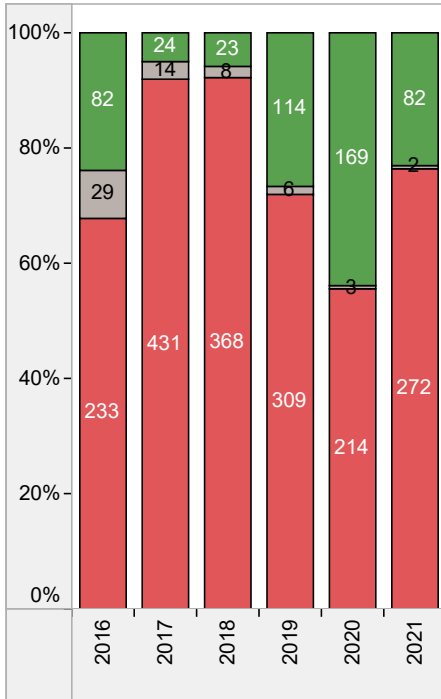


Epi Week 39 - Between 9/19/2021 and 9/25/2021

### Receiveness in Lab

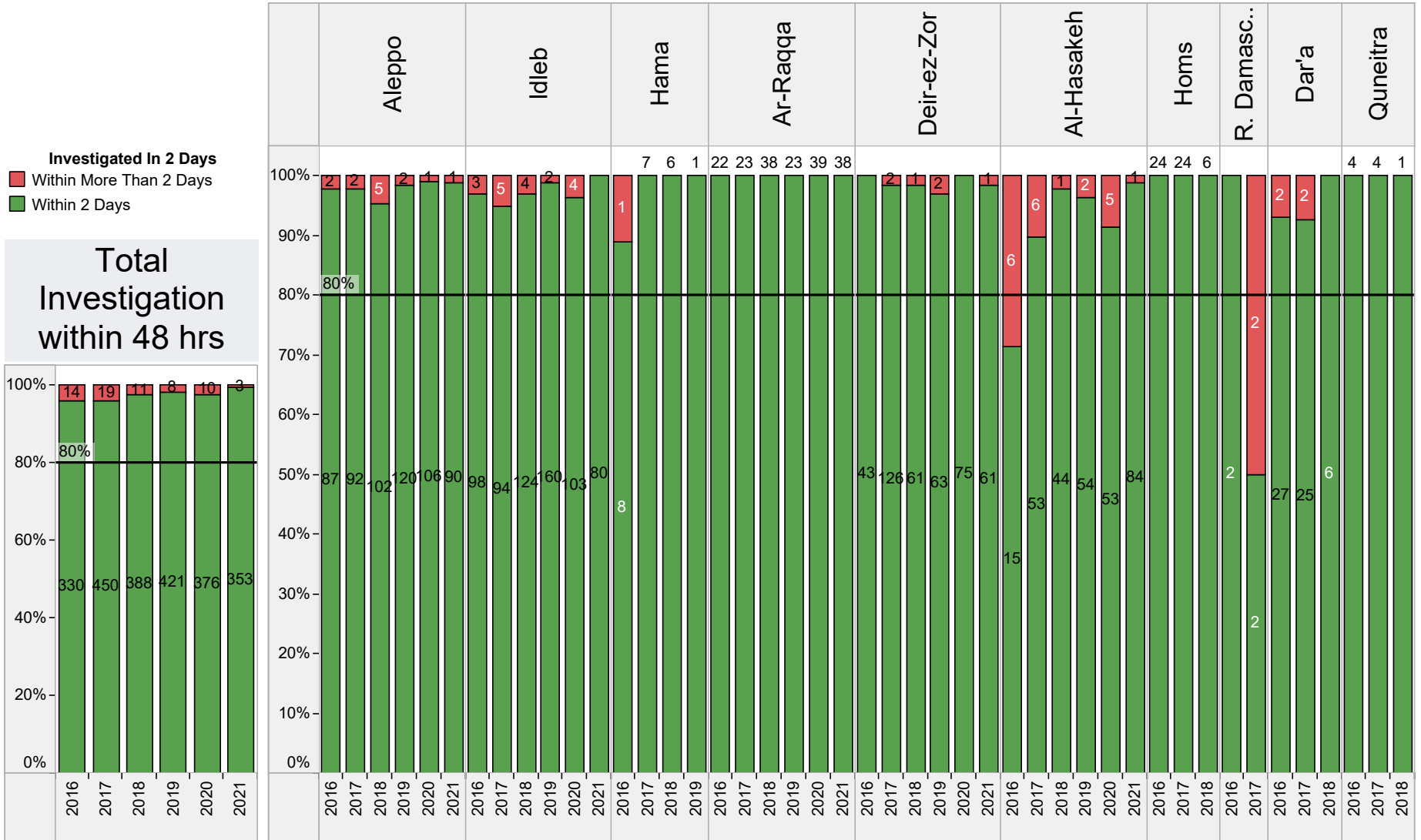
- Received In 3 Days**
- Received in Lab within 3 days
  - Have no samples collected
  - Received in Lab within more than 3 days

#### Total Receiveness in Lab



Epi Week 39 - Between 9/19/2021 and 9/25/2021

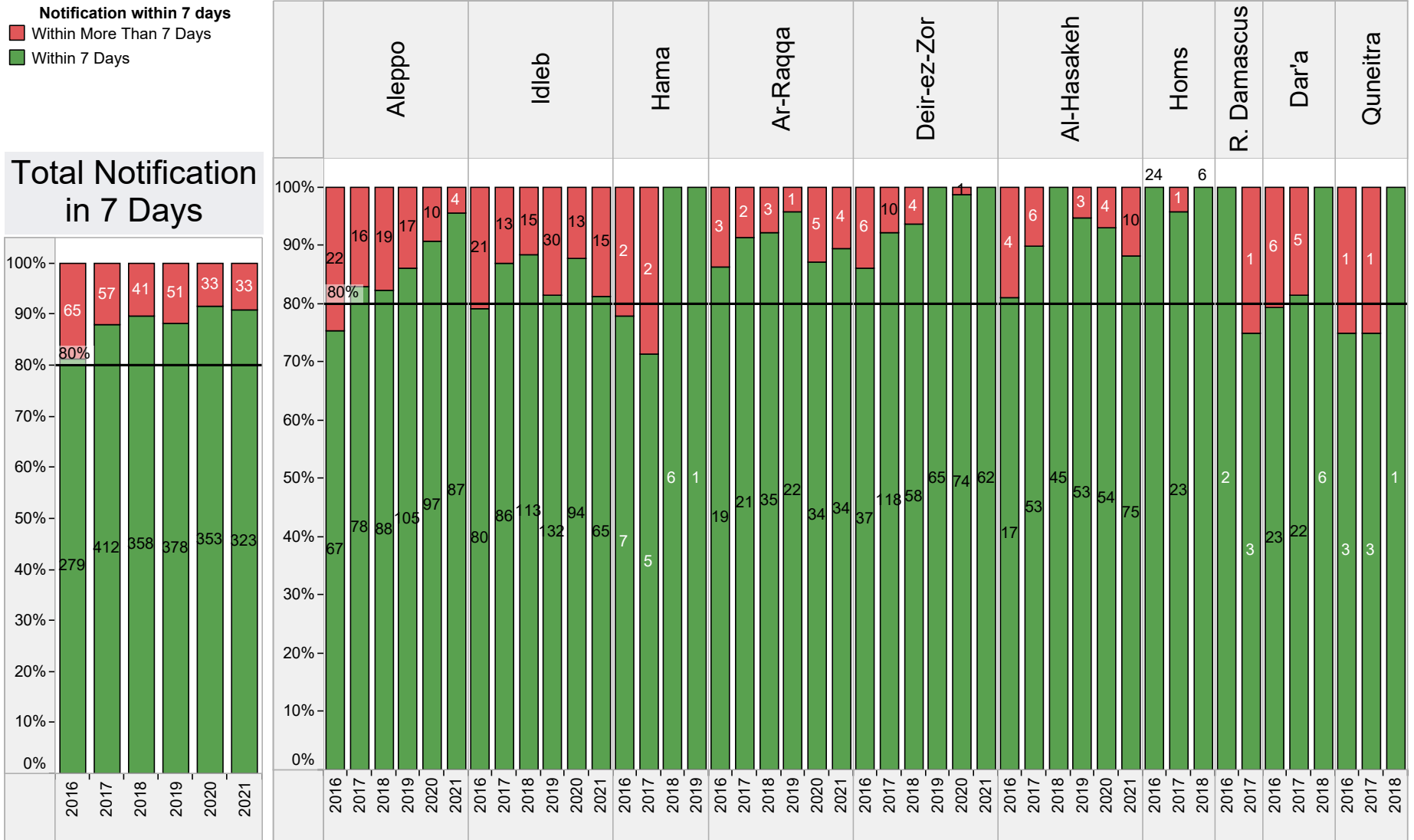
### Investigation within 48 Hours



Epi Week 39 - Between 9/19/2021 and 9/25/2021

Accute Flaccid Paralysis (AFP) Surveillance Weekly Bulletin

### Notification within 7 Days



Epi Week 39 - Between 9/19/2021 and 9/25/2021