

January, 2022

IDP's Camps Monitoring Study

The IDPs camps monitoring interactive study includes information about the situation of IDPs in northern Syria camps, with regard to sources of income, the sectors of Health, WASH, Nutrition, Education, Shelter, in addition to some demographic information.

Individuals per cluster

824,705



Camps per cluster

595



Camps Priorities for The Month of January 2022



WASH

DIGGING
A WELL
PIPELINES
AND
NETWORKS



SANITATION

NEW SEWAGE
NETWORK
CASH
SUPPORT



HYGIENE

DUMPSTERS
CONTAINERS
PESTICIDES



HEALTH

MEDICINES AND
CONSUMABLES
A MEDICAL
CENTER



FSL

FOOD
BASKETS
PROVIDE NUTRITION
PROGRAMS FOR
LACTATING MOTHERS
AND INFANTS



EDUCATION

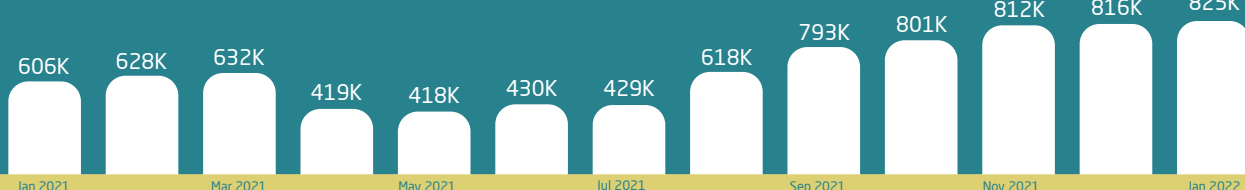
TEACHING
MATERIALS
BUILDING
A SCHOOL



SHELTER & NFI

FUEL
HEATERS

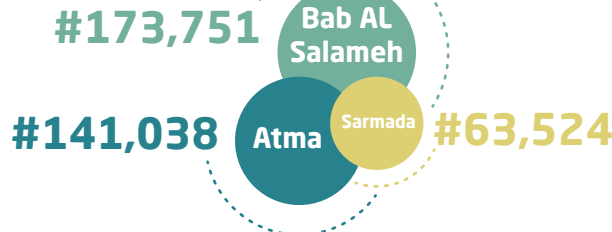
Population Census for the past 12 Months



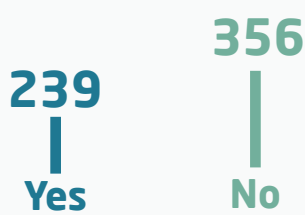
Population by Gender



Population by Region



Do IDPs pay fees to live in the camp?



945

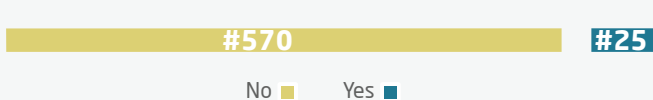
Families left without shelter in the assessed camp

Health

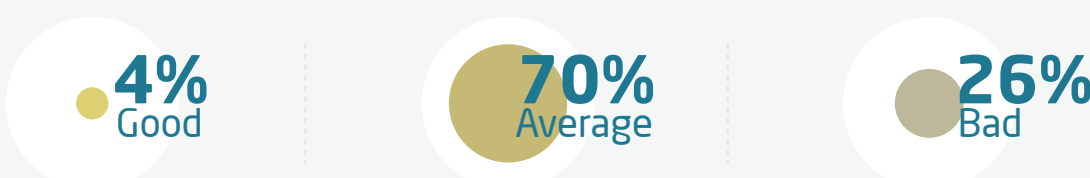
Medical staff in the camps



Is there a medical point inside the camp?



Assessing health services during the past month



Diseases by month

340

Acute diarrhea

123

Leishmaniasis

2,203

Chronic respiratory diseases

1,596

Hypertension

2,740

Diabetes

WASH

The mechanisms of water delivery



Tankers

119,733



Water Network

45,606

The sewage system in tents, caravans, and build rooms

72,299

Regular sewage system

78,863

Cesspools

14,227

None/ Out in the open

The average share of drinking water



#443

More than 20 liters per day



#93

Between 15-20 liters per day

Water sterilization

Yes #506

NO #89

Regular Garbage Removal



Yes #557 No #38

Disposal mechanism of domestic waste after removal its transport outside the camp

16

None

17

Sanitary landfill


149

Outside the sub-district

413

Burning

Reasons for public bathrooms' non-functionality



FSL

People provided with meals

Bab Al Salameh 2,018

Harim 7

Need for food baskets vs. distributor

Baskets the camp needs 152,344

Baskets distributed monthly 113,288

Priorities



Cooking equipment



Cooking fuel



Nutrition programs for lactating mothers and infants



Bread



Food baskets

Education

Teachers by Gender



Formal and volunteer teachers in camps



Students who attend schools

Inside the Camp

Primary

46,489

Lower Secondary

6,524

Upper Secondary

604

Outside the Camp

37,442

17,477

6,334

Shelter & NFI

Tents that need rain insulators 75,185

Tents that need insulators 58,229

Tents that need replacement 36,802

Tents that need repairs 24,593

56,313



Built Rooms

9,899



Caravans

99,933



Tents

