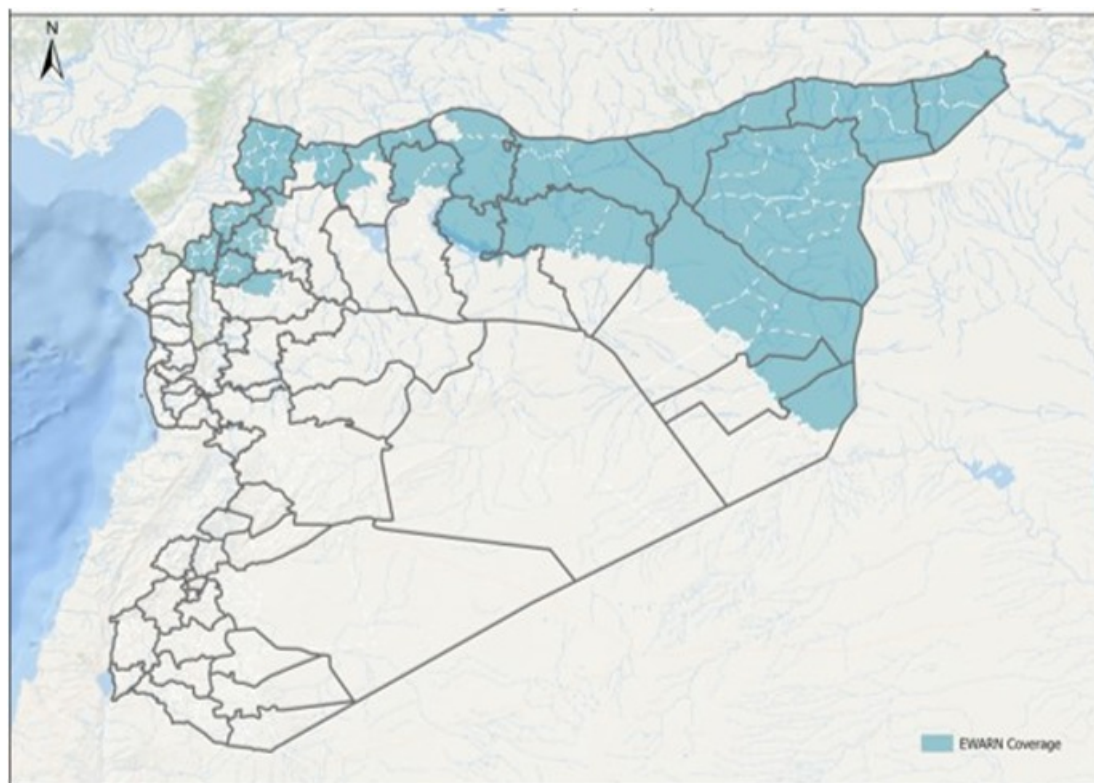


## Accute Flaccid Paralysis (AFP) Surveillance Weekly Bulletin Early Warning Alert and Response Network - SYRIA

Epi Week 6 - Between 2/5/2023 and 2/11/2023

ADOC

### Coverage



For previous AFP bulletins, please hit the link below:

<https://www.acu-sy.org/en/afp-reports/>

## Surveillance Highlights

### 2019

- (429) AFP cases have been reported.
  - No new Polio (WPV) have been detected yet.
  - (0) compatible cases classified by ERC.
  - Key indicators: Non-polio AFP rate (14.9), Stool Adequacy rate (91%), NPEV Isolation rate (23%) and Sabin-like Virus Isolation (8%).
  - (0) cVDPV2 cases detected so far.
- 

### 2020

- (386) AFP cases have been reported.
- No new Polio (WPV) have been detected yet.
- (0) compatible cases classified by ERC.
- Key indicators: Non-polio AFP rate (10.2), Stool Adequacy rate (96%), NPEV Isolation rate (21%) and Sabin-like Virus Isolation (2%).
- (0) cVDPV2 cases detected so far.

### 2021

- (475) AFP cases have been reported.
- No new Polio (WPV) have been detected yet.
- (0) compatible cases classified by ERC.
- Key indicators: Non-polio AFP rate (12.6), Stool Adequacy rate (96%), NPEV Isolation rate (14%) and Sabin-like Virus Isolation (1%).
- (0) cVDPV2 cases detected so far.

### 2022

- (410) AFP cases have been reported.
- No new Polio (WPV) have been detected yet.
- (0) compatible cases classified by ERC.
- Key indicators: Non-polio AFP rate (10.9), Stool Adequacy rate (95%), NPEV Isolation rate (10%) and Sabin-like Virus Isolation (3%).
- (0) cVDPV2 cases detected so far.

### 2023

- (77) AFP cases have been reported.
- No new Polio (WPV) have been detected yet.
- (0) compatible cases classified by ERC.
- Key indicators: Non-polio AFP rate (16.4), Stool Adequacy rate (90%), NPEV Isolation rate (3%) and Sabin-like Virus Isolation (1%).
- (0) cVDPV2 cases detected so far.

Accute Flaccid Paralysis (AFP) Surveillance Weekly Bulletin

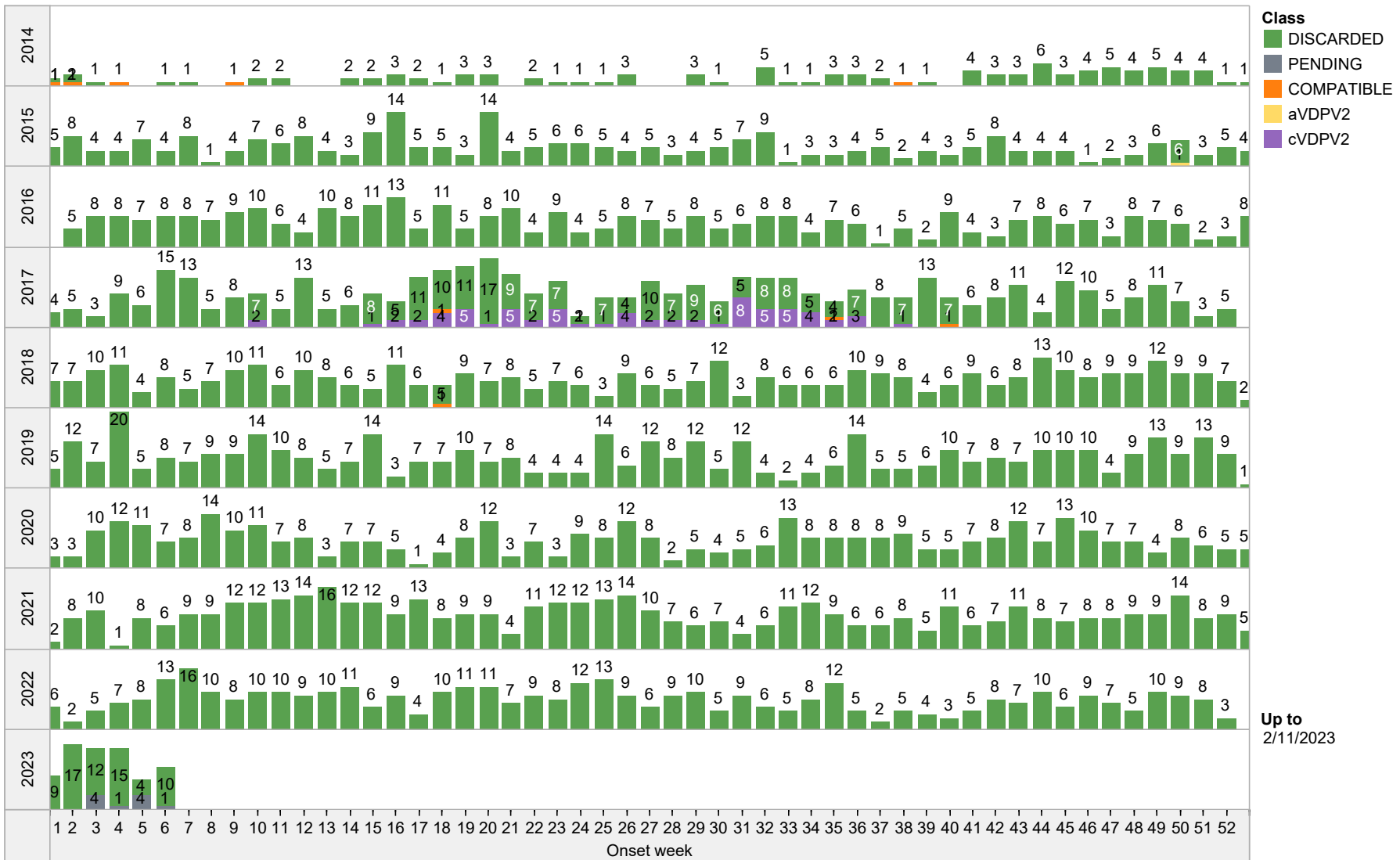
### AFP Surveillance Key Indicators

|                    | Pop<15           |                  |                  | Expected 3/100,000 |            |            | # of AFP cases |            |           | Non-Polio AFP Rate |             |             | Adequacy% |           |           | NPEV%     |           |          | SL%      |          |          | Median OPV |          |          | Median AGE |           |           |
|--------------------|------------------|------------------|------------------|--------------------|------------|------------|----------------|------------|-----------|--------------------|-------------|-------------|-----------|-----------|-----------|-----------|-----------|----------|----------|----------|----------|------------|----------|----------|------------|-----------|-----------|
|                    | 2021             | 2022             | 2023             | 2021               | 2022       | 2023       | 2021           | 2022       | 2023      | 2021               | 2022        | 2023        | 2021      | 2022      | 2023      | 2021      | 2022      | 2023     | 2021     | 2022     | 2023     | 2021       | 2022     | 2023     | 2021       | 2022      | 2023      |
| Aleppo             | 1,096,948        | 1,096,948        | 1,710,182        | 33                 | 33         | 51         | 118            | 136        | 29        | 10.8               | 12.4        | 14.7        | 97        | 93        | 93        | 11        | 8         | 0        | 2        | 0        | 0        | 4          | 5        | 4        | 43         | 46        | 50        |
| Idleb              | 1,230,444        | 1,230,444        | 1,263,262        | 37                 | 37         | 38         | 117            | 80         | 27        | 9.5                | 6.5         | 18.5        | 94        | 96        | 93        | 7         | 5         | 8        | 0        | 4        | 0        | 5          | 6        | 5        | 44         | 36        | 46        |
| Ar-Raqqa           | 418,022          | 418,022          | 311,515          | 13                 | 13         | 9          | 53             | 44         | 2         | 12.7               | 10.5        | 5.6         | 94        | 93        | 100       | 19        | 14        | 0        | 0        | 2        | 0        | 3          | 3        | 7        | 50         | 46        | 93        |
| Deir-ez-Zor        | 532,407          | 532,407          | 242,364          | 16                 | 16         | 7          | 83             | 61         | 5         | 15.6               | 11.5        | 17.9        | 100       | 98        | 60        | 25        | 19        | 0        | 4        | 8        | 0        | 4          | 2        | 4        | 34         | 33        | 55        |
| Al-Hasakeh         | 481,635          | 481,635          | 535,125          | 14                 | 14         | 16         | 104            | 89         | 14        | 21.6               | 18.5        | 22.7        | 95        | 97        | 86        | 14        | 9         | 0        | 2        | 2        | 8        | 4          | 3        | 3        | 57         | 49        | 75        |
| <b>Grand Total</b> | <b>3,759,456</b> | <b>3,759,456</b> | <b>4,062,448</b> | <b>113</b>         | <b>113</b> | <b>122</b> | <b>475</b>     | <b>410</b> | <b>77</b> | <b>12.6</b>        | <b>10.9</b> | <b>16.4</b> | <b>96</b> | <b>95</b> | <b>90</b> | <b>14</b> | <b>10</b> | <b>3</b> | <b>1</b> | <b>3</b> | <b>1</b> | <b>4</b>   | <b>4</b> | <b>4</b> | <b>46</b>  | <b>41</b> | <b>60</b> |

Epi Week 6 - Between 2/5/2023 and 2/11/2023

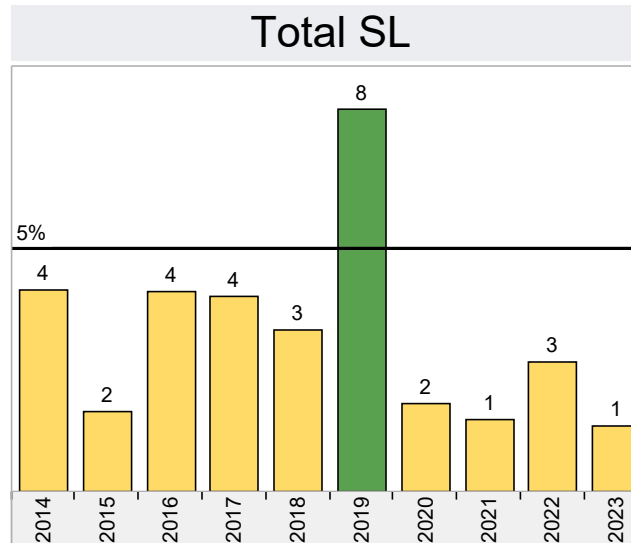

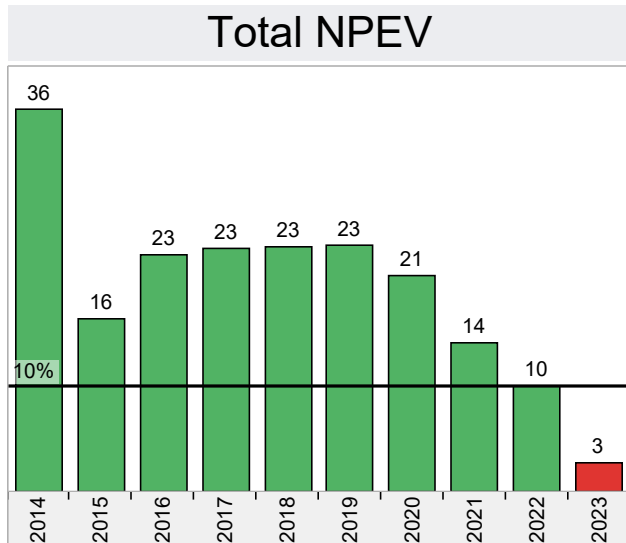
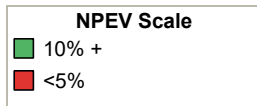
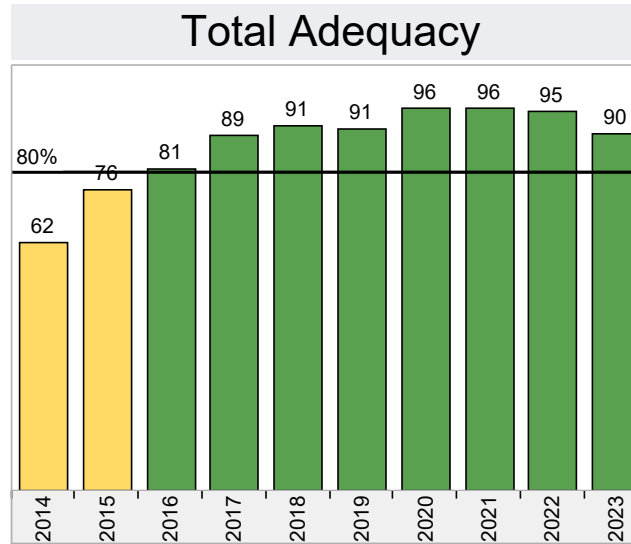

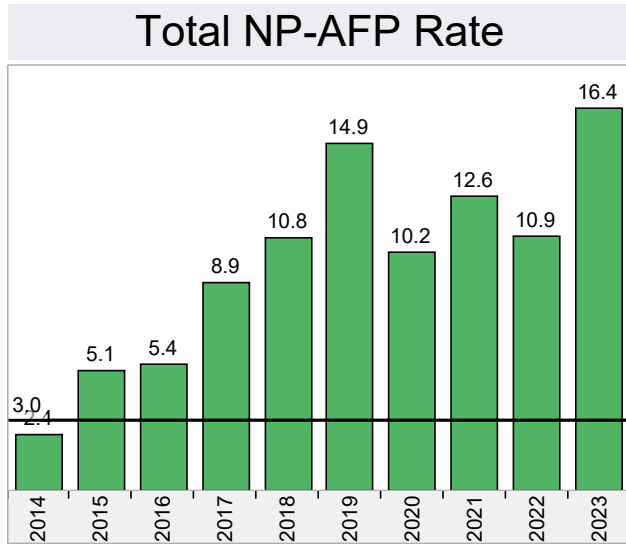
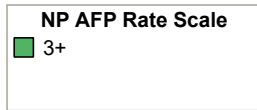
Accute Flaccid Paralysis (AFP) Surveillance Weekly Bulletin

# Epi Curve



Epi Week 6 - Between 2/5/2023 and 2/11/2023

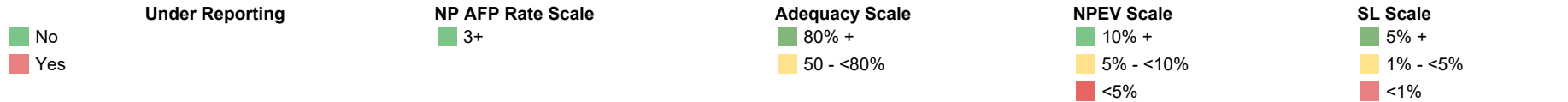
### Total Indicators



Epi Week 6 - Between 2/5/2023 and 2/11/2023

# Accute Flaccid Paralysis (AFP) Surveillance Weekly Bulletin

## Indicators across Governorates


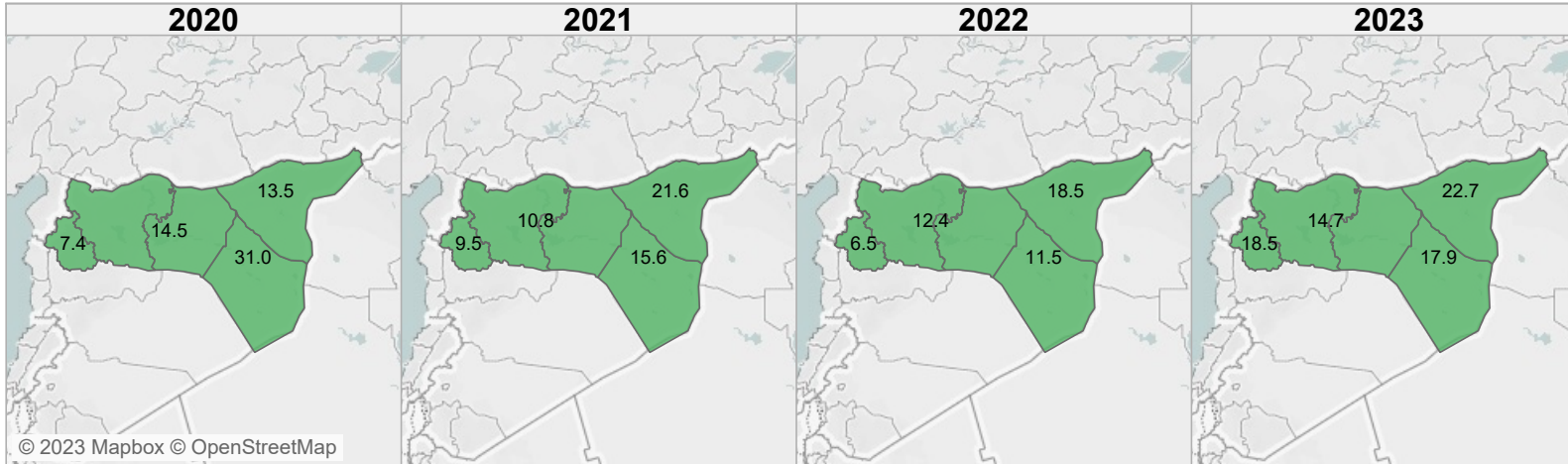


|                    | Reporting  |            |            |           | NP-AFP Rate. |             |             |             | Adequacy. |           |           |           | NPEV.     |           |           |          | SL.      |          |          |          |
|--------------------|------------|------------|------------|-----------|--------------|-------------|-------------|-------------|-----------|-----------|-----------|-----------|-----------|-----------|-----------|----------|----------|----------|----------|----------|
|                    | 2020       | 2021       | 2022       | 2023      | 2020         | 2021        | 2022        | 2023        | 2020      | 2021      | 2022      | 2023      | 2020      | 2021      | 2022      | 2023     | 2020     | 2021     | 2022     | 2023     |
| Aleppo             | 107        | 118        | 136        | 29        | 7.7          | 10.8        | 12.4        | 14.7        | 98        | 97        | 93        | 93        | 16        | 11        | 8         | 0        | 0        | 2        | 0        | 0        |
| Idleb              | 107        | 117        | 80         | 27        | 7.4          | 9.5         | 6.5         | 18.5        | 93        | 94        | 96        | 93        | 20        | 7         | 5         | 8        | 1        | 0        | 4        | 0        |
| Ar-Raqqa           | 39         | 53         | 44         | 2         | 14.5         | 12.7        | 10.5        | 5.6         | 90        | 94        | 93        | 100       | 26        | 19        | 14        | 0        | 5        | 0        | 2        | 0        |
| Deir-ez-Zor        | 75         | 83         | 61         | 5         | 31.0         | 15.6        | 11.5        | 17.9        | 99        | 100       | 98        | 60        | 25        | 25        | 19        | 0        | 5        | 4        | 8        | 0        |
| Al-Hasakeh         | 58         | 104        | 89         | 14        | 13.5         | 21.6        | 18.5        | 22.7        | 98        | 95        | 97        | 86        | 21        | 14        | 9         | 0        | 0        | 2        | 2        | 8        |
| <b>Grand Total</b> | <b>386</b> | <b>475</b> | <b>410</b> | <b>77</b> | <b>10.2</b>  | <b>12.6</b> | <b>10.9</b> | <b>16.4</b> | <b>96</b> | <b>96</b> | <b>95</b> | <b>90</b> | <b>21</b> | <b>14</b> | <b>10</b> | <b>3</b> | <b>2</b> | <b>1</b> | <b>3</b> | <b>1</b> |


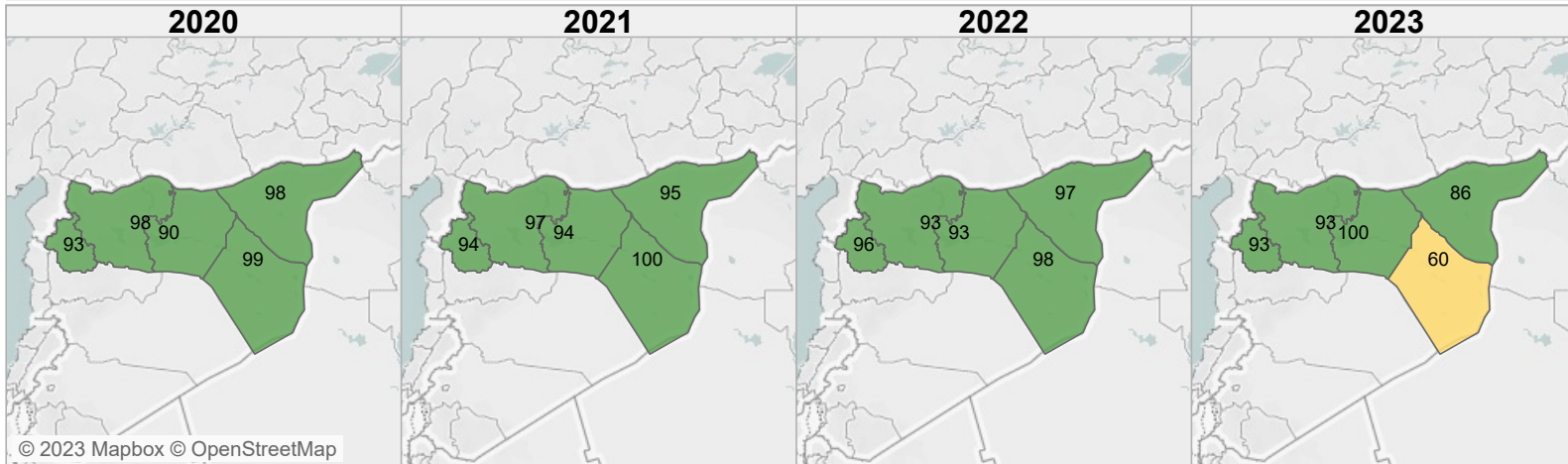
Epi Week 6 - Between 2/5/2023 and 2/11/2023

## Indicators Maps

### NP-AFP Rate



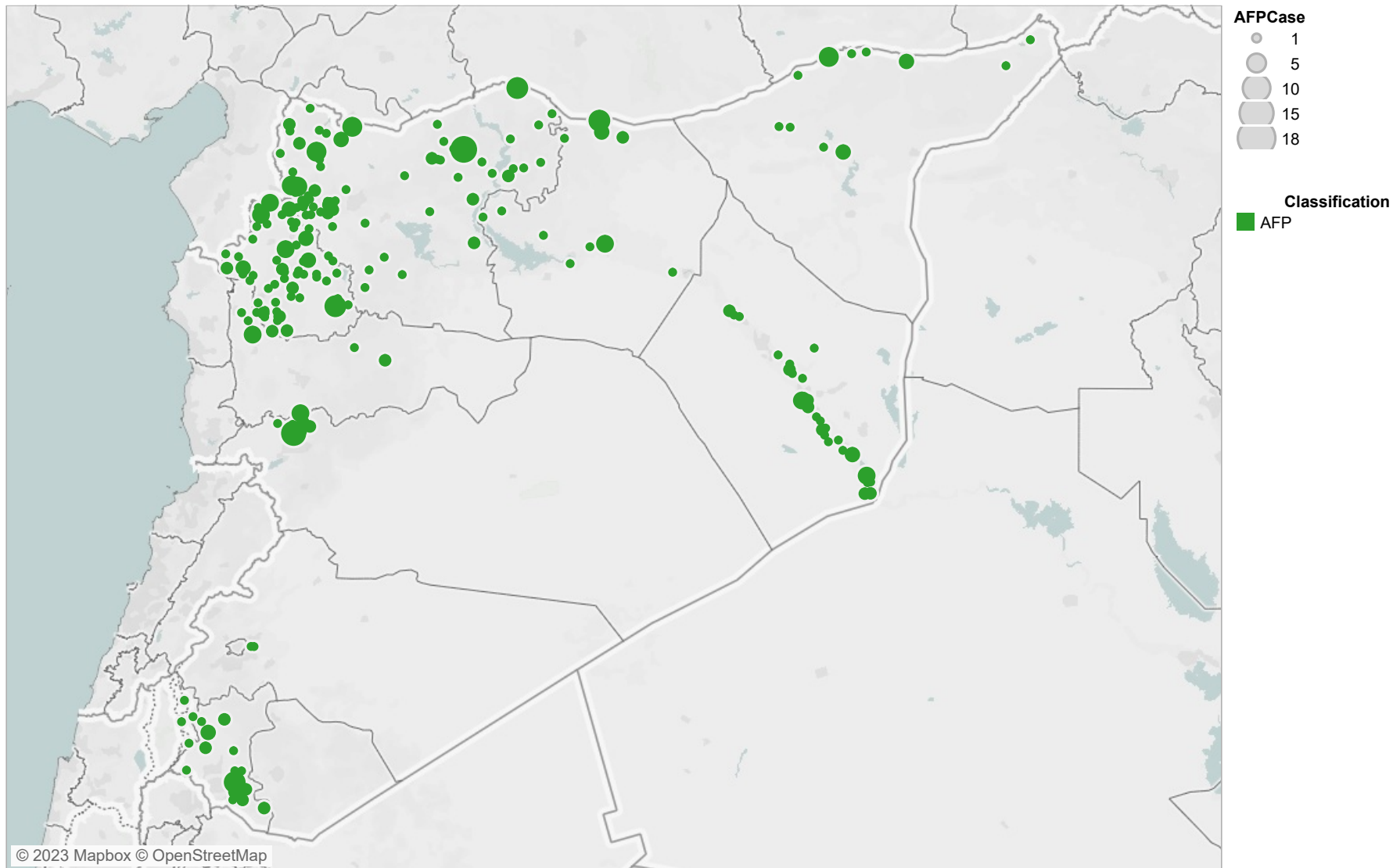
### Adequacy



Epi Week 6 - Between 2/5/2023 and 2/11/2023

---

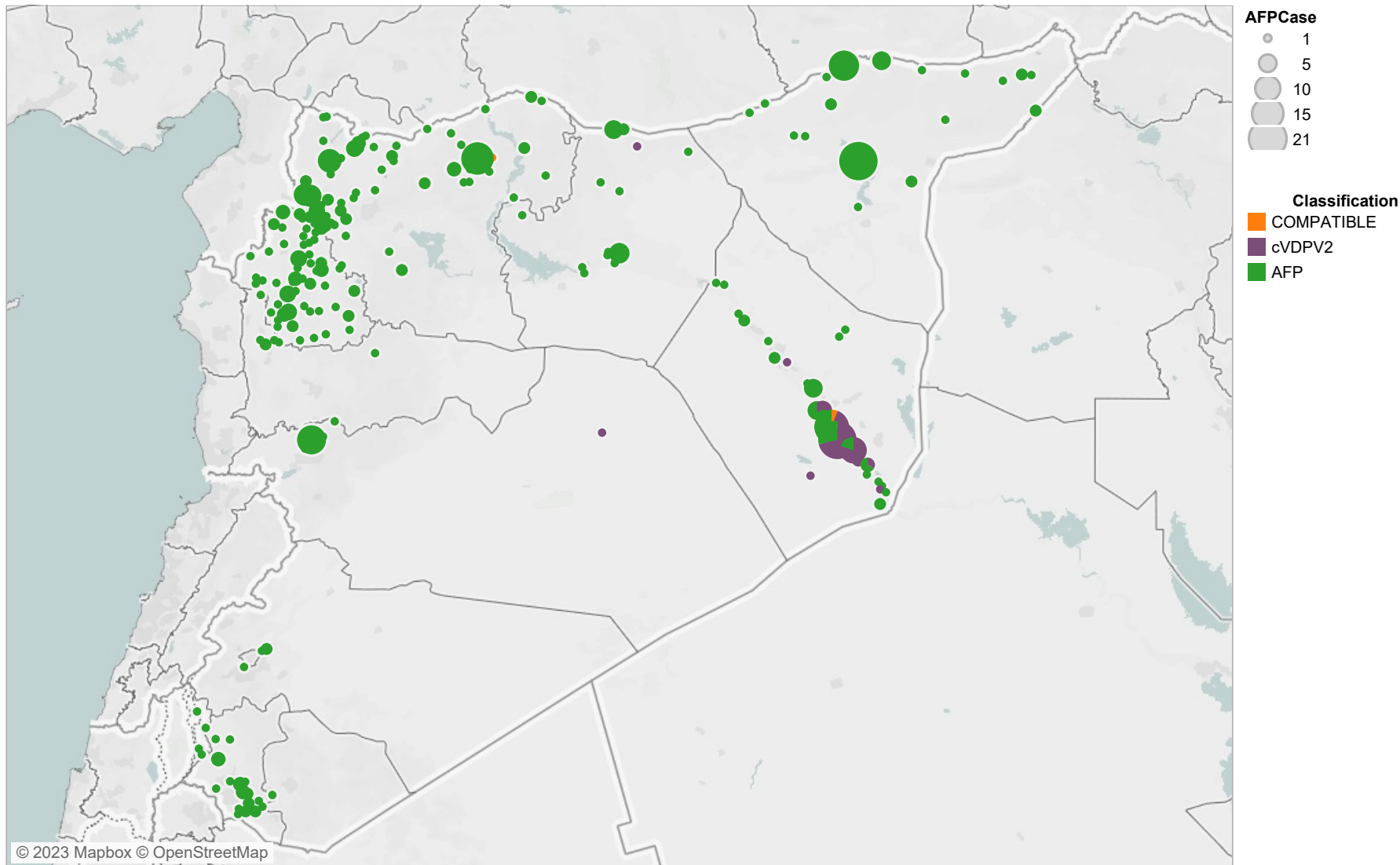
### Cases Distribution 2016



Epi Week 6 - Between 2/5/2023 and 2/11/2023

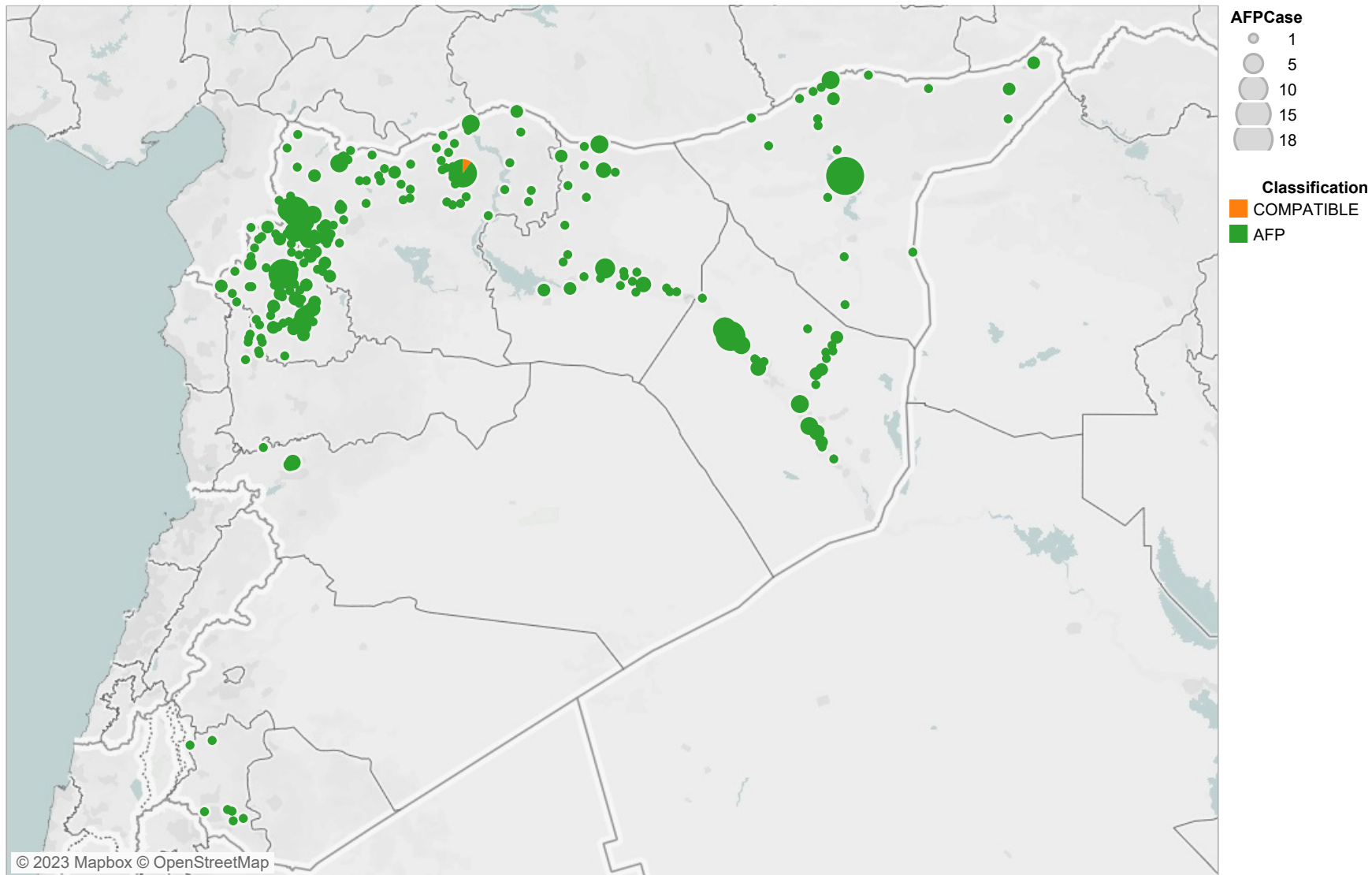


### Cases Distribution 2017



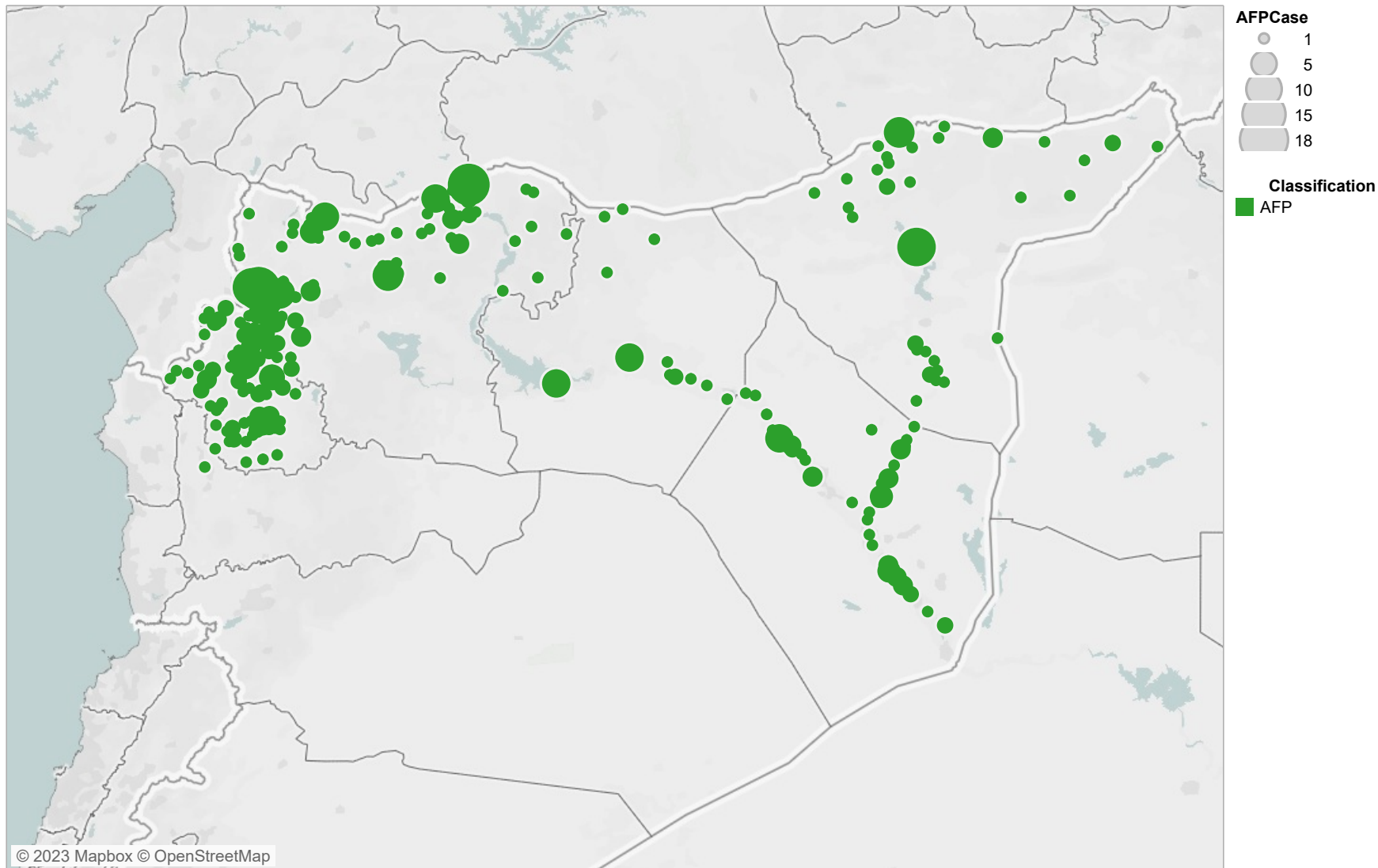
Epi Week 6 - Between 2/5/2023 and 2/11/2023

### Cases Distribution 2018



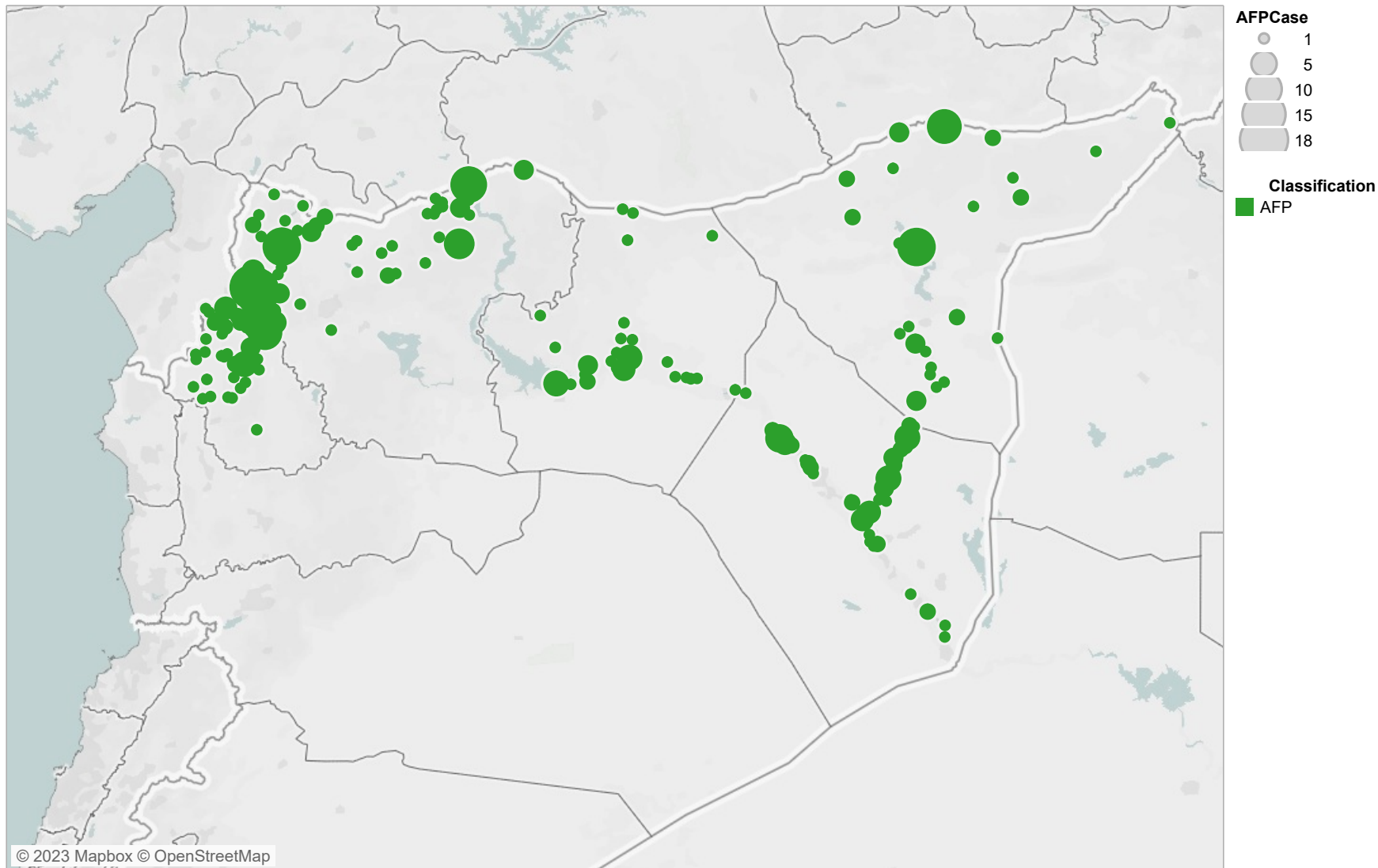
Epi Week 6 - Between 2/5/2023 and 2/11/2023

### Cases Distribution 2019



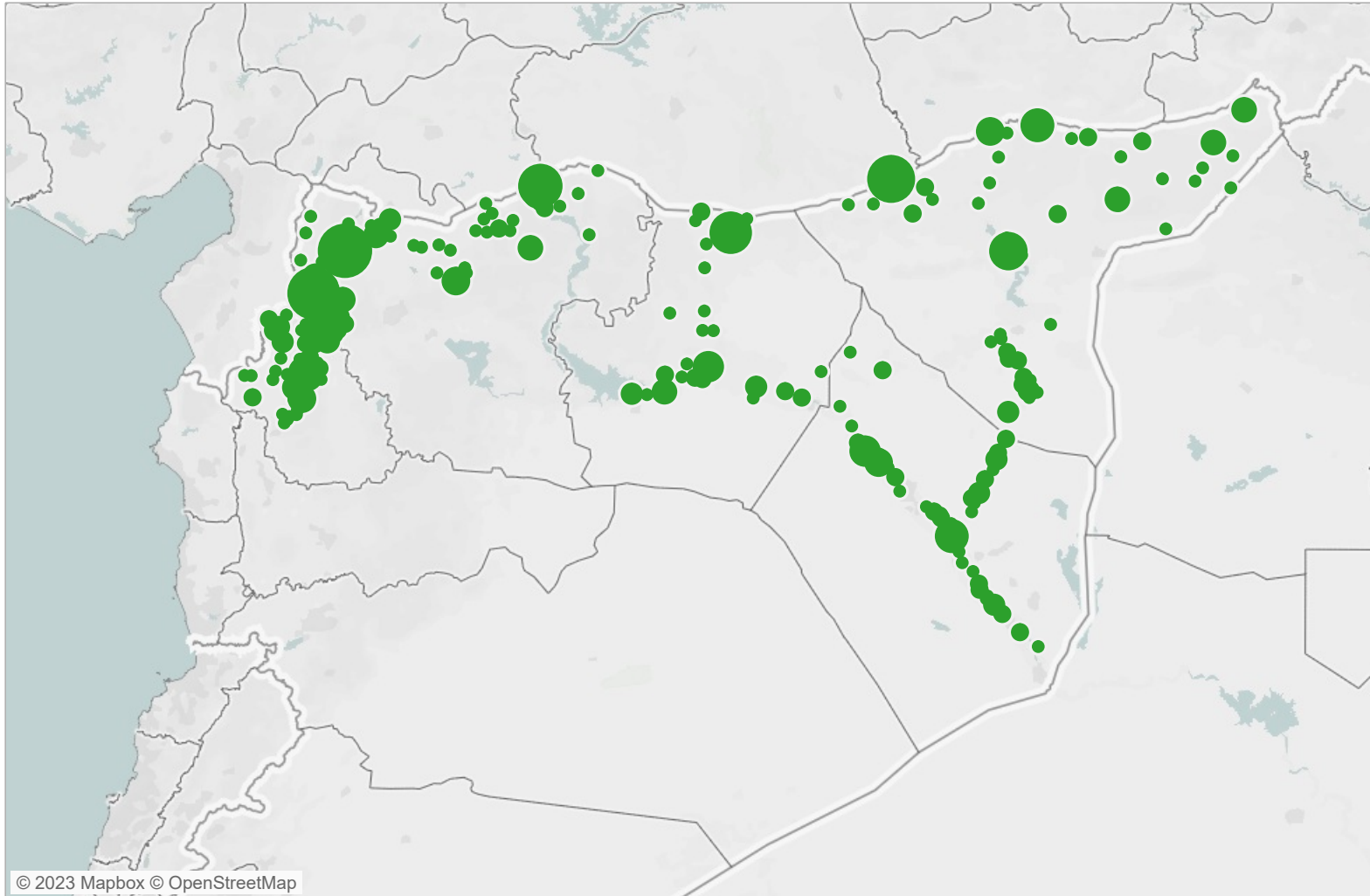

Epi Week 6 - Between 2/5/2023 and 2/11/2023

### Cases Distribution 2020




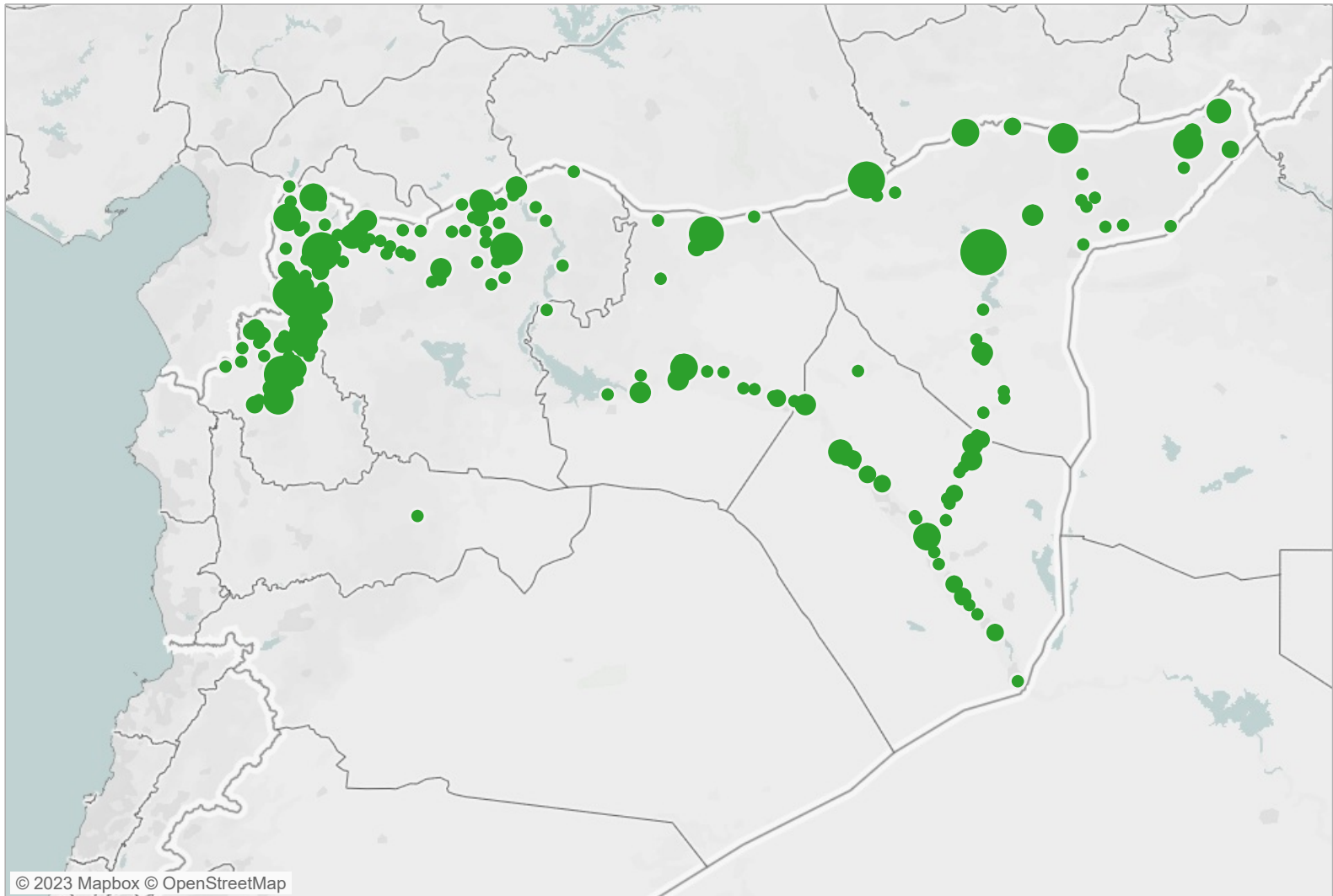
Epi Week 6 - Between 2/5/2023 and 2/11/2023

### Cases Distribution 2021



Epi Week 6 - Between 2/5/2023 and 2/11/2023

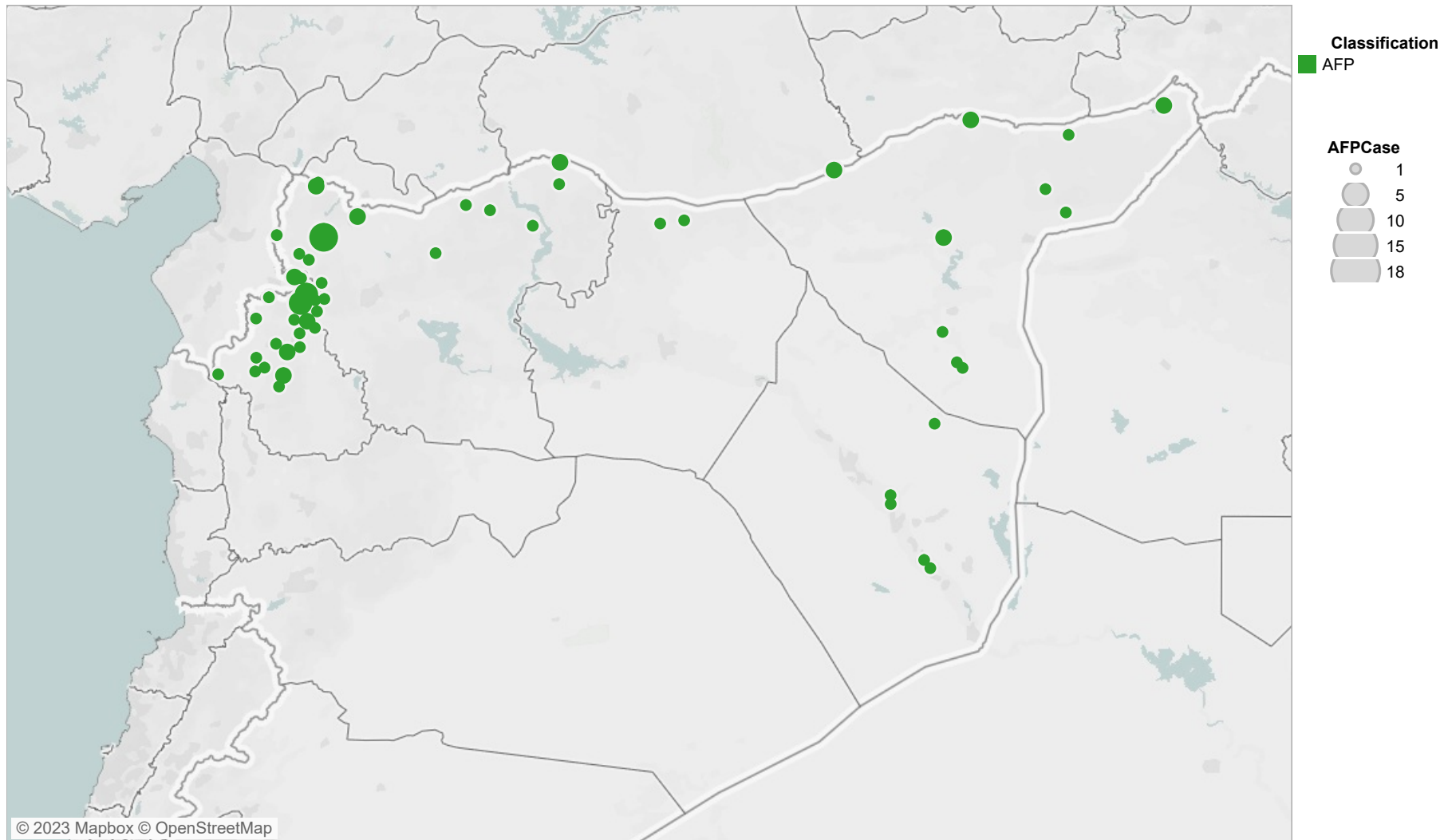
## Cases Distribution 2022



© 2023 Mapbox © OpenStreetMap

Epi Week 6 - Between 2/5/2023 and 2/11/2023

### Cases Distribution 2023



Epi Week 6 - Between 2/5/2023 and 2/11/2023

## Sex Distribution

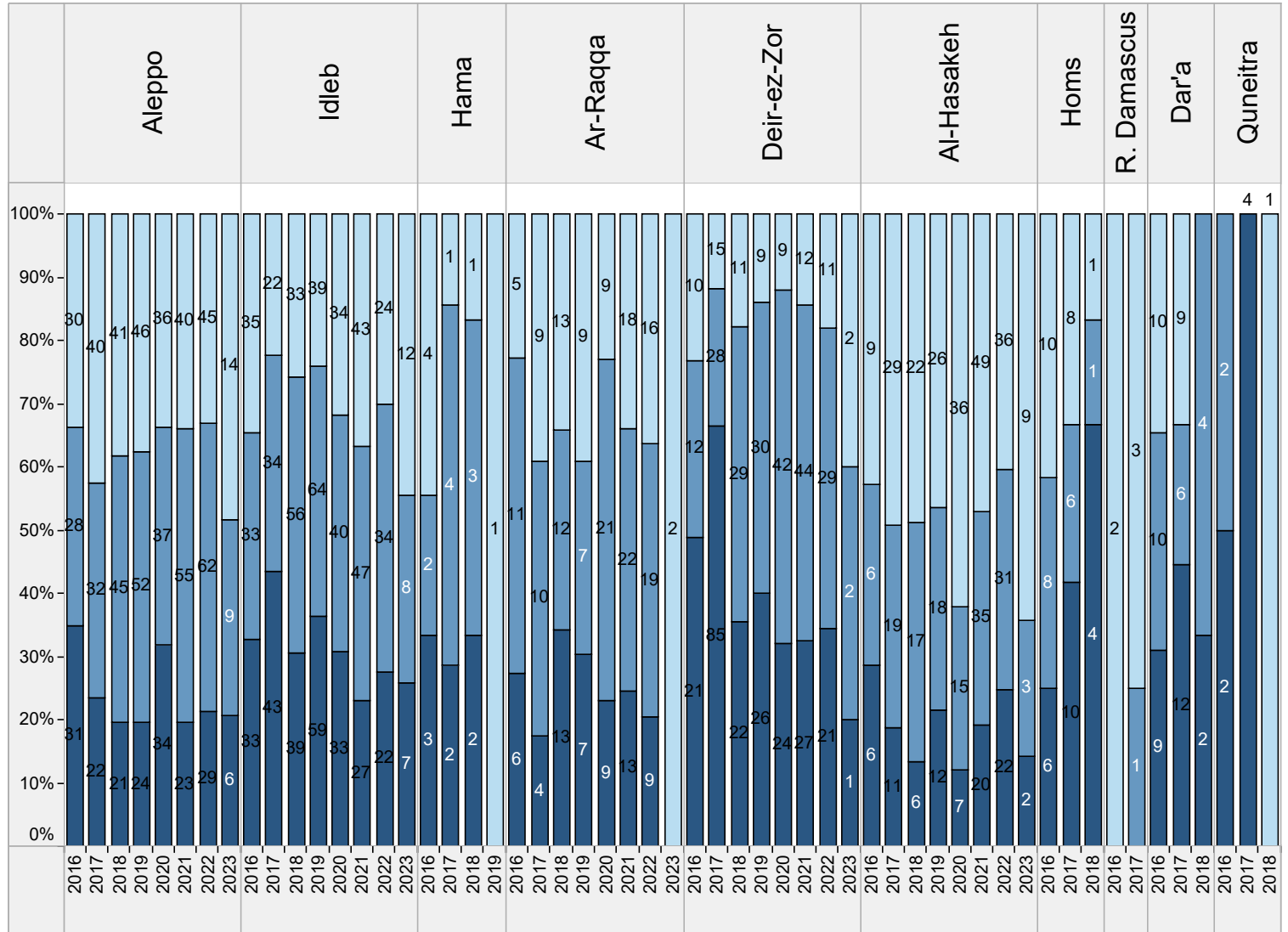
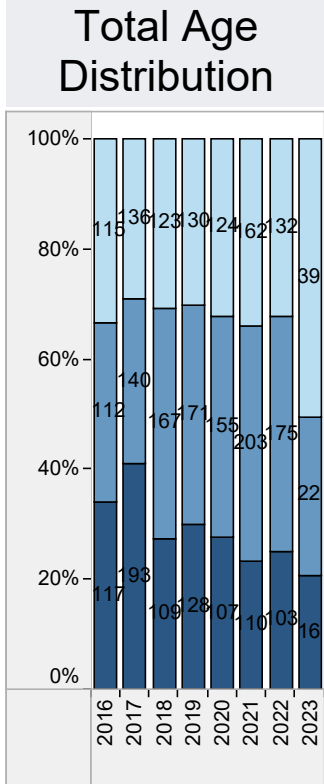


Epi Week 6 - Between 2/5/2023 and 2/11/2023

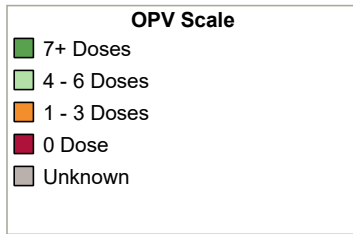


### Age Distribution

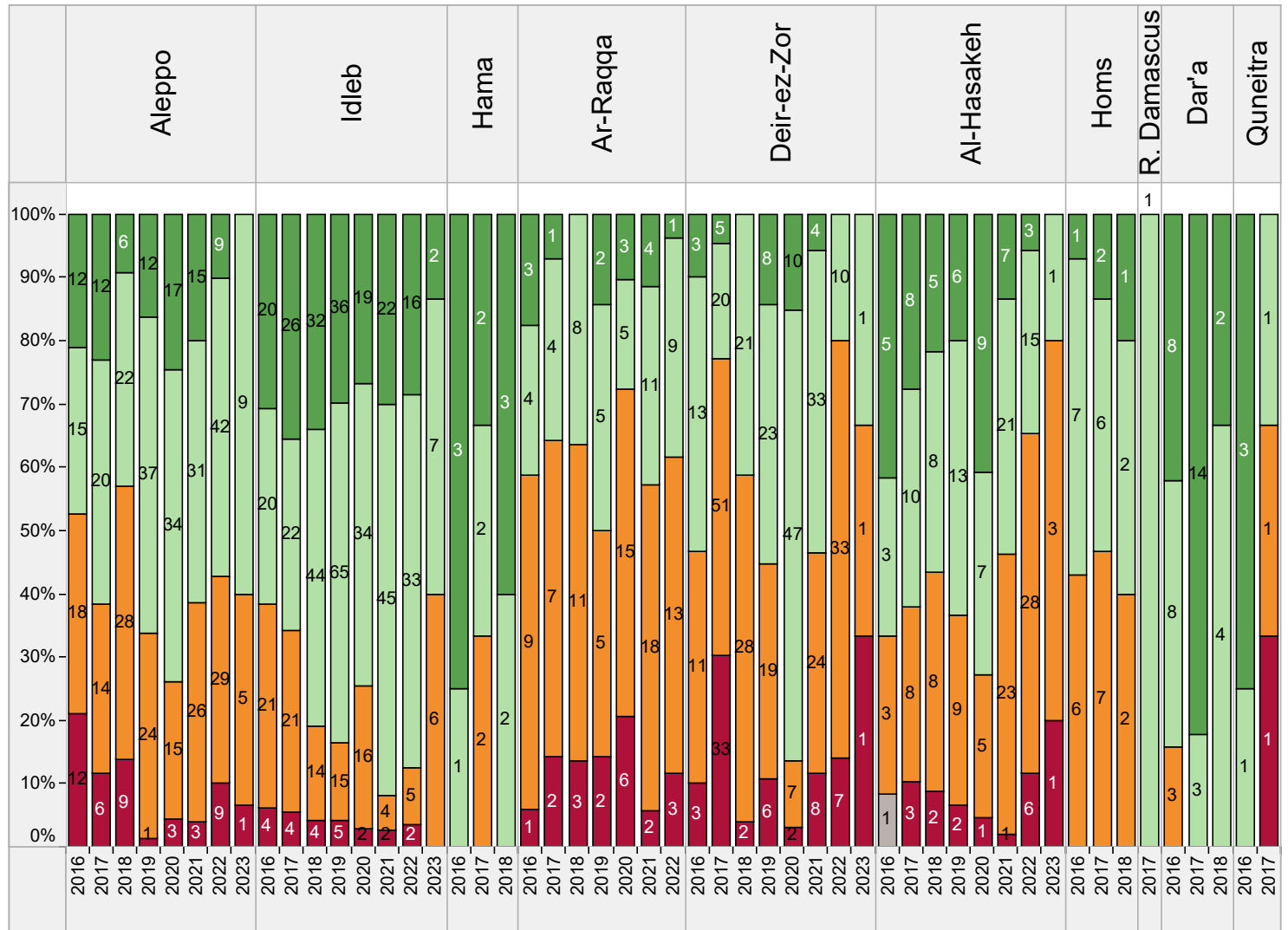
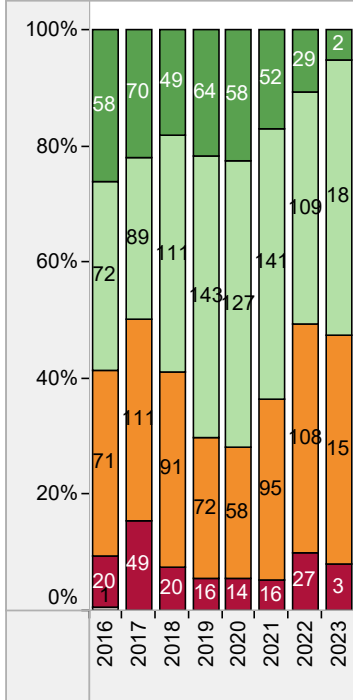
**Age Group (years)**  
 ■ More than 5 Years  
 ■ From 2 To 5 Years  
 ■ Less Than 2 Years



## OPV Vaccination Status, 6-59 Months

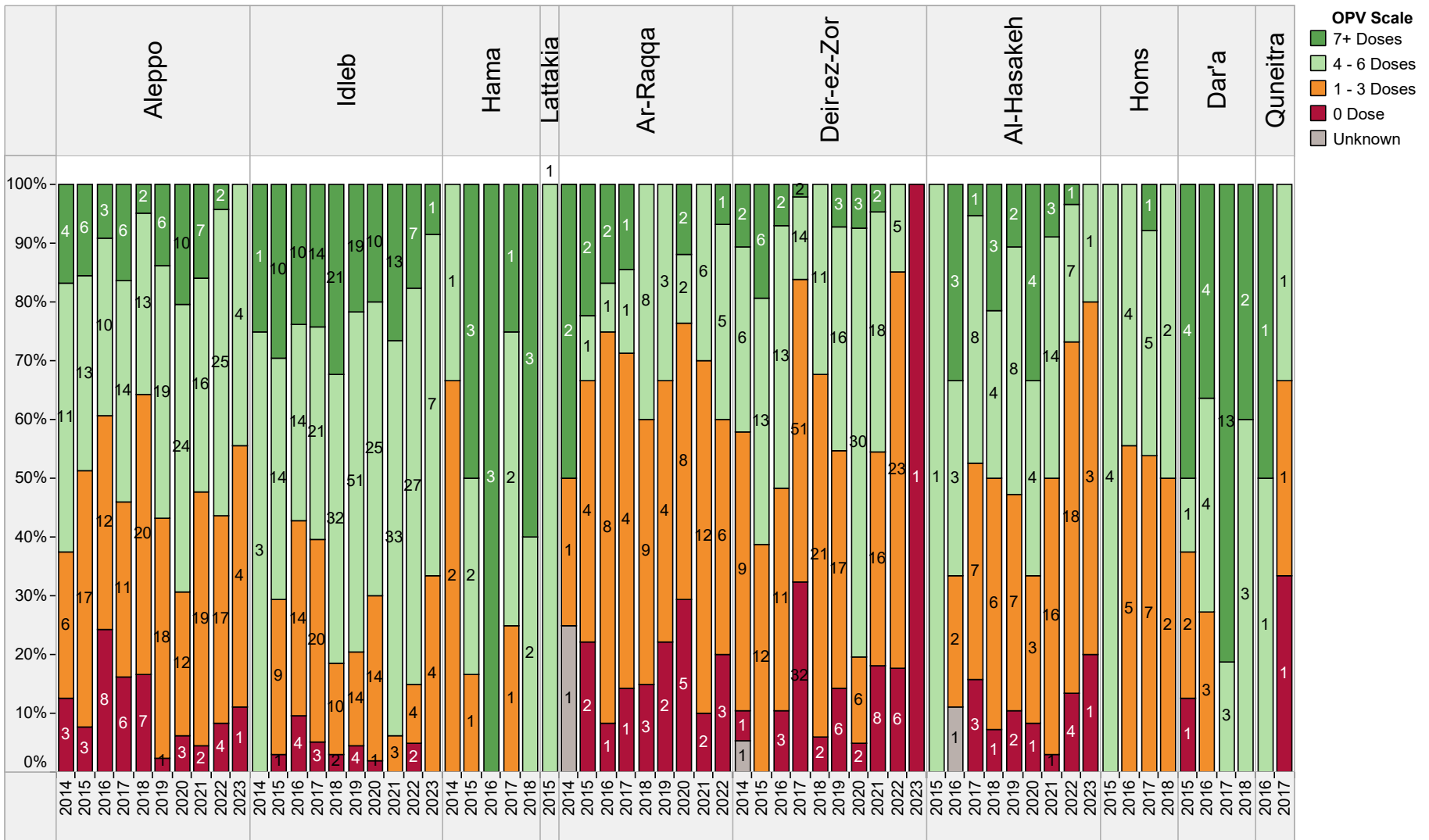


### Total OPV



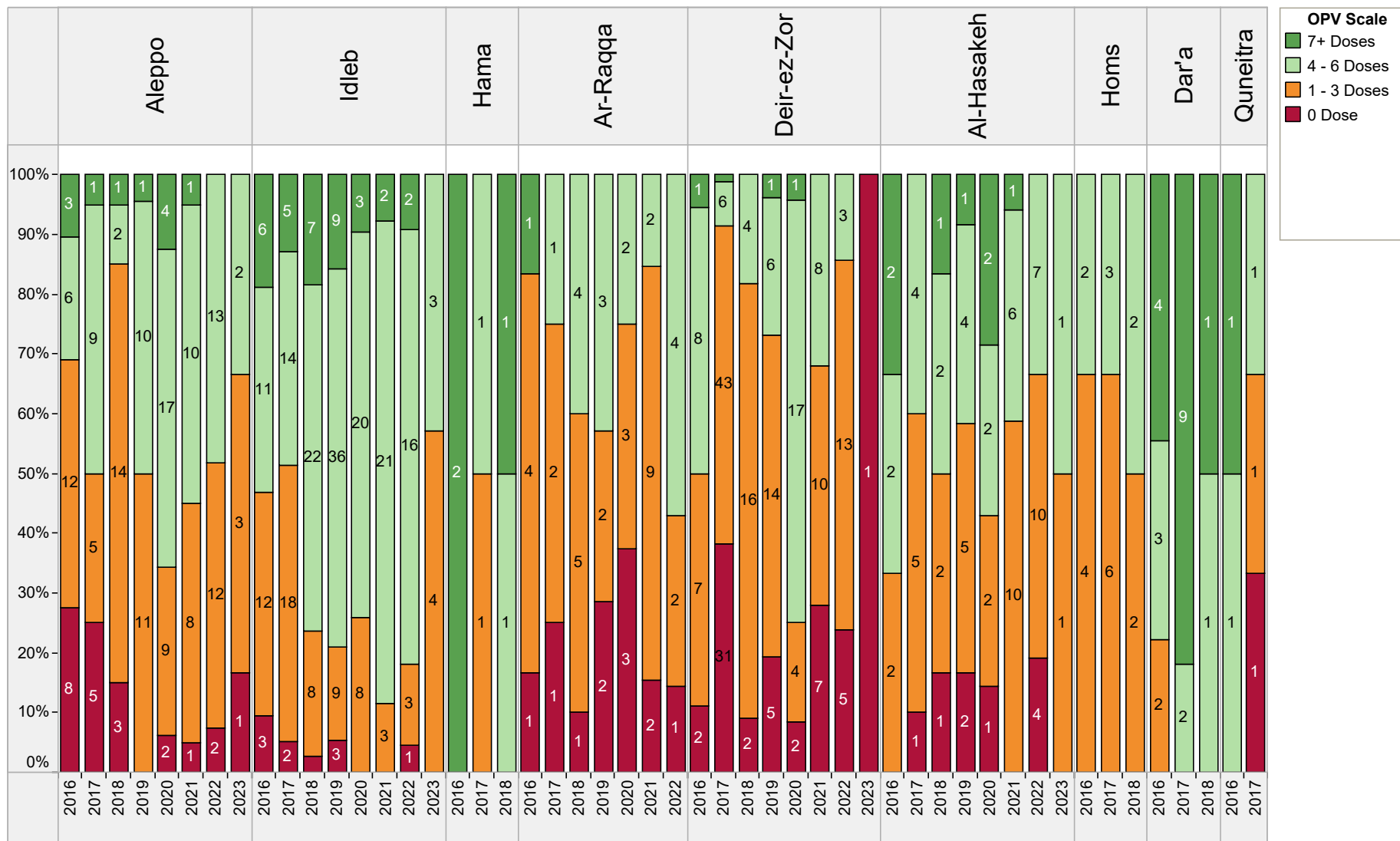
Epi Week 6 - Between 2/5/2023 and 2/11/2023

### OPV Vaccination Status 6 - 35 Months



Epi Week 6 - Between 2/5/2023 and 2/11/2023

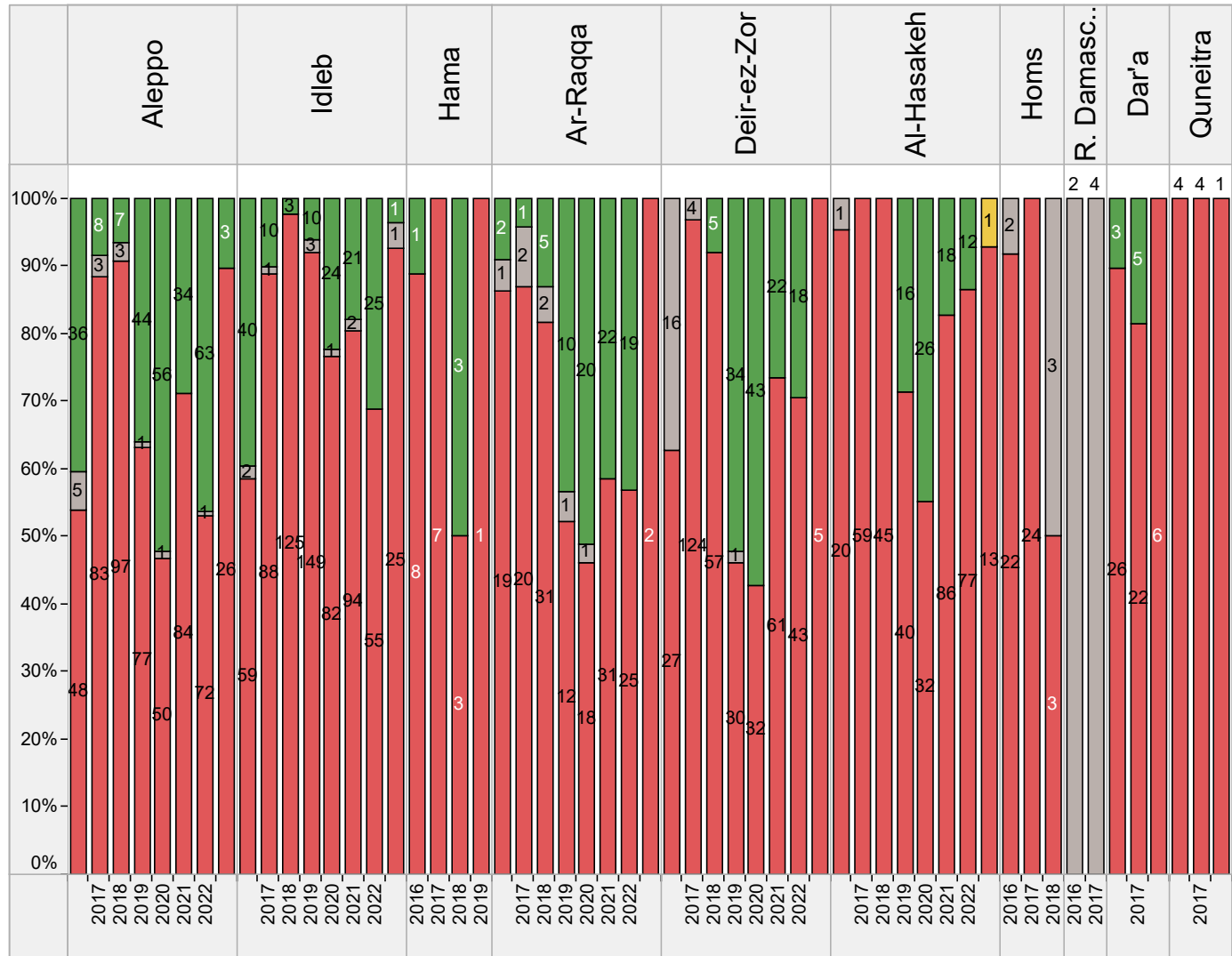
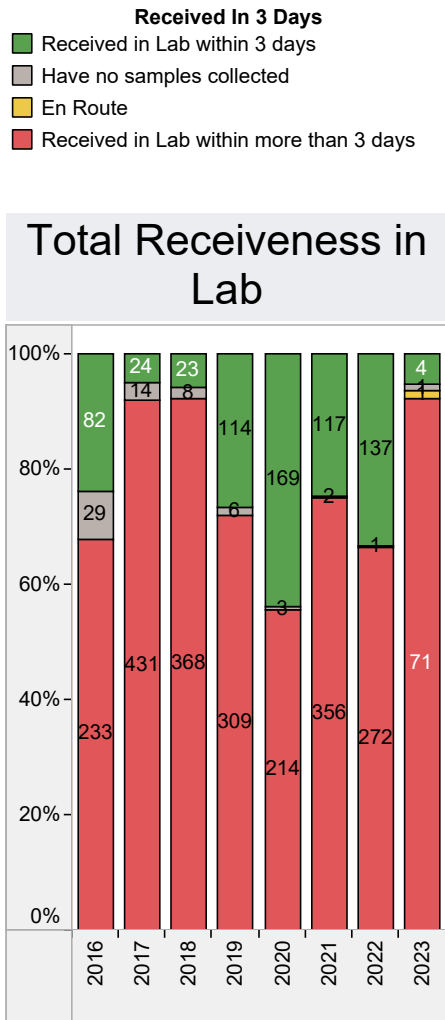
### OPV Vaccination Status 6 - 23 Months



Epi Week 6 - Between 2/5/2023 and 2/11/2023

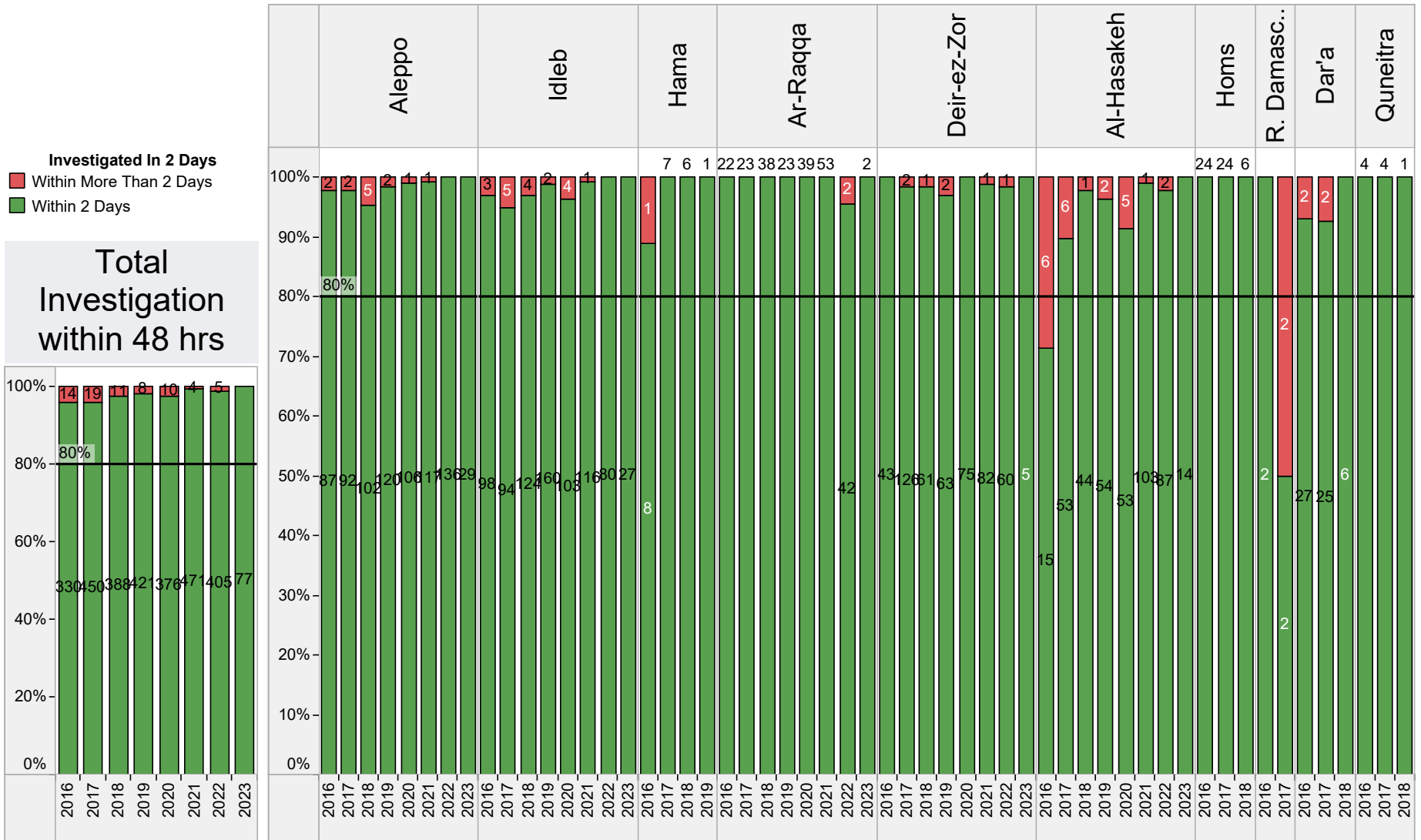
Accute Flaccid Paralysis (AFP) Surveillance Weekly Bulletin

### Receiveness in Lab



Epi Week 6 - Between 2/5/2023 and 2/11/2023

### Investigation within 48 Hours



Epi Week 6 - Between 2/5/2023 and 2/11/2023

### Notification within 7 Days



Epi Week 6 - Between 2/5/2023 and 2/11/2023