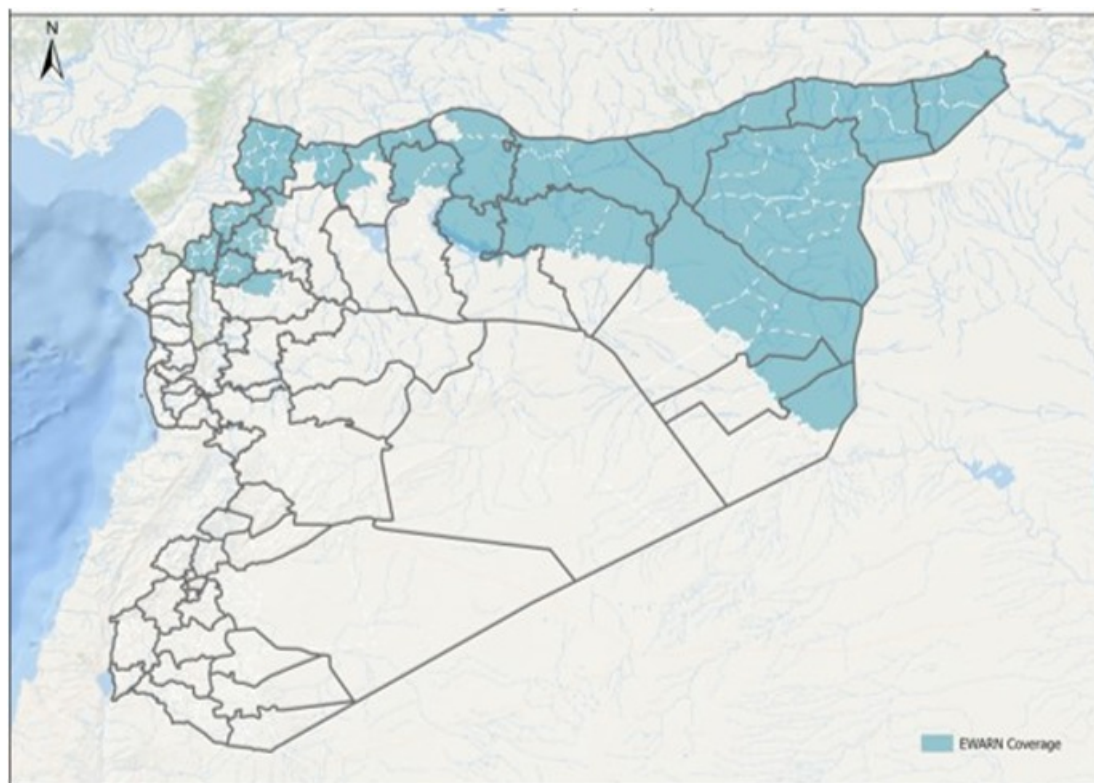


Accute Flaccid Paralysis (AFP) Surveillance Weekly Bulletin Early Warning Alert and Response Network - SYRIA

Epi Week 32 - Between 8/6/2023 and 8/12/2023

ADOC

Coverage



For previous AFP bulletins, please hit the link below:

<https://www.acu-sy.org/en/afp-reports/>

Surveillance Highlights

2019

- (429) AFP cases have been reported.
 - No new Polio (WPV) have been detected yet.
 - (0) compatible cases classified by ERC.
 - Key indicators: Non-polio AFP rate (14.9), Stool Adequacy rate (91%), NPEV Isolation rate (23%) and Sabin-like Virus Isolation (8%).
 - (0) cVDPV2 cases detected so far.
-

2020

- (386) AFP cases have been reported.
- No new Polio (WPV) have been detected yet.
- (0) compatible cases classified by ERC.
- Key indicators: Non-polio AFP rate (10.2), Stool Adequacy rate (96%), NPEV Isolation rate (21%) and Sabin-like Virus Isolation (2%).
- (0) cVDPV2 cases detected so far.

2021

- (475) AFP cases have been reported.
- No new Polio (WPV) have been detected yet.
- (0) compatible cases classified by ERC.
- Key indicators: Non-polio AFP rate (12.6), Stool Adequacy rate (96%), NPEV Isolation rate (14%) and Sabin-like Virus Isolation (1%).
- (0) cVDPV2 cases detected so far.

2022

- (410) AFP cases have been reported.
- No new Polio (WPV) have been detected yet.
- (0) compatible cases classified by ERC.
- Key indicators: Non-polio AFP rate (10.9), Stool Adequacy rate (95%), NPEV Isolation rate (10%) and Sabin-like Virus Isolation (3%).
- (0) cVDPV2 cases detected so far.

2023

- (284) AFP cases have been reported.
- No new Polio (WPV) have been detected yet.
- (0) compatible cases classified by ERC.
- Key indicators: Non-polio AFP rate (11.4), Stool Adequacy rate (93%), NPEV Isolation rate (9%) and Sabin-like Virus Isolation (2%).
- (0) cVDPV2 cases detected so far.

Accute Flaccid Paralysis (AFP) Surveillance Weekly Bulletin

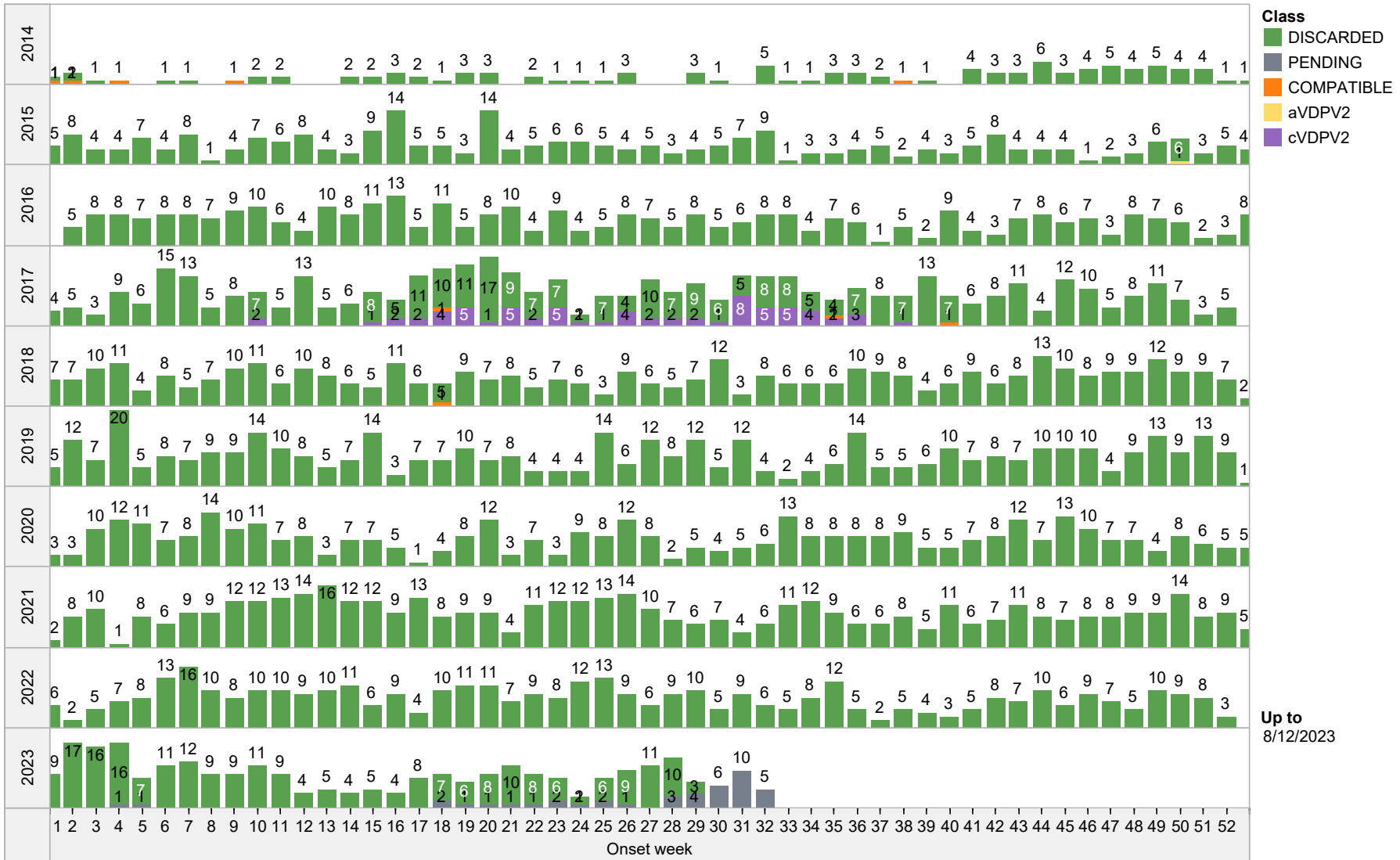
AFP Surveillance Key Indicators

| | Pop<15 | | | Expected 3/100,000 | | | # of AFP cases | | | Non-Polio AFP Rate | | | Adequacy% | | | NPEV% | | | SL% | | | Median OPV | | | Median AGE | | |
|--------------------|------------------|------------------|------------------|--------------------|------------|------------|----------------|------------|------------|--------------------|-------------|-------------|-----------|-----------|-----------|-----------|-----------|----------|----------|----------|----------|------------|----------|----------|------------|-----------|-----------|
| | 2021 | 2022 | 2023 | 2021 | 2022 | 2023 | 2021 | 2022 | 2023 | 2021 | 2022 | 2023 | 2021 | 2022 | 2023 | 2021 | 2022 | 2023 | 2021 | 2022 | 2023 | 2021 | 2022 | 2023 | 2021 | 2022 | 2023 |
| Aleppo | 1,096,948 | 1,096,948 | 1,710,182 | 33 | 33 | 51 | 118 | 136 | 102 | 10.8 | 12.4 | 9.7 | 97 | 93 | 93 | 11 | 8 | 7 | 2 | 0 | 1 | 4 | 5 | 4 | 43 | 46 | 47 |
| Idleb | 1,230,444 | 1,230,444 | 1,263,262 | 37 | 37 | 38 | 117 | 80 | 79 | 9.5 | 6.5 | 10.2 | 94 | 96 | 94 | 7 | 5 | 10 | 0 | 4 | 3 | 5 | 6 | 5 | 44 | 36 | 52 |
| Ar-Raqqa | 418,022 | 418,022 | 311,515 | 13 | 13 | 9 | 53 | 44 | 22 | 12.7 | 10.5 | 11.5 | 94 | 93 | 100 | 19 | 14 | 15 | 0 | 2 | 0 | 3 | 3 | 5 | 50 | 46 | 36 |
| Deir-ez-Zor | 532,407 | 532,407 | 242,364 | 16 | 16 | 7 | 83 | 61 | 30 | 15.6 | 11.5 | 20.1 | 100 | 98 | 83 | 25 | 19 | 18 | 4 | 8 | 0 | 4 | 2 | 2 | 34 | 33 | 32 |
| Al-Hasakeh | 481,635 | 481,635 | 535,125 | 14 | 14 | 16 | 104 | 89 | 51 | 21.6 | 18.5 | 15.5 | 95 | 97 | 94 | 14 | 9 | 2 | 2 | 2 | 4 | 4 | 3 | 3 | 57 | 49 | 48 |
| Grand Total | 3,759,456 | 3,759,456 | 4,062,448 | 113 | 113 | 122 | 475 | 410 | 284 | 12.6 | 10.9 | 11.4 | 96 | 95 | 93 | 14 | 10 | 9 | 1 | 3 | 2 | 4 | 4 | 4 | 46 | 41 | 41 |

Epi Week 32 - Between 8/6/2023 and 8/12/2023

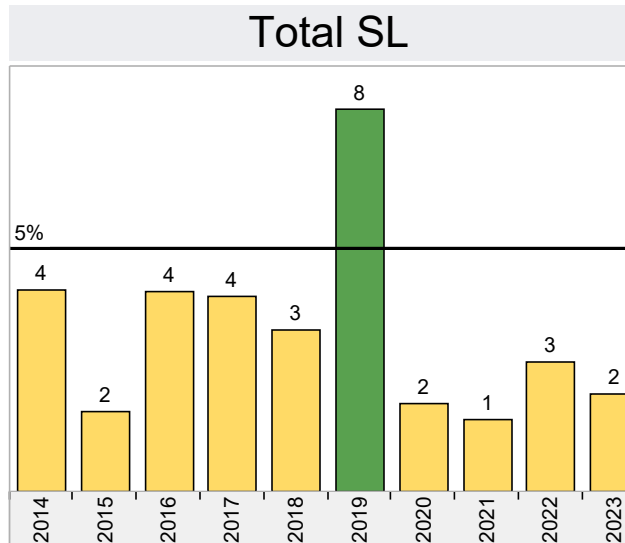

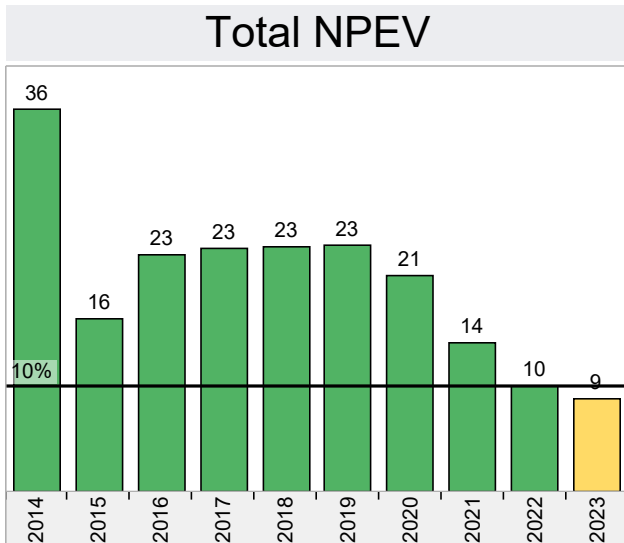
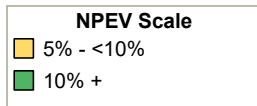
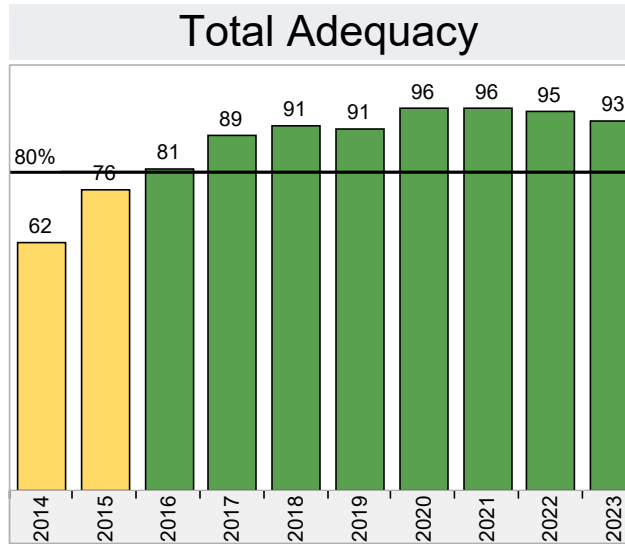

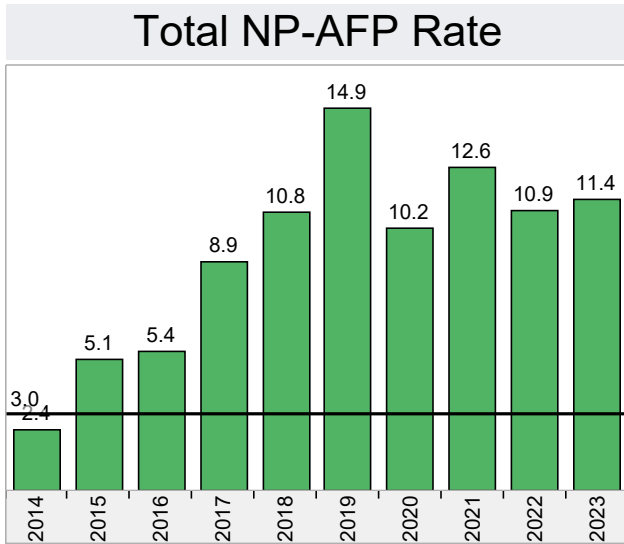
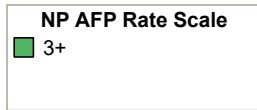
Accute Flaccid Paralysis (AFP) Surveillance Weekly Bulletin

Epi Curve



Epi Week 32 - Between 8/6/2023 and 8/12/2023

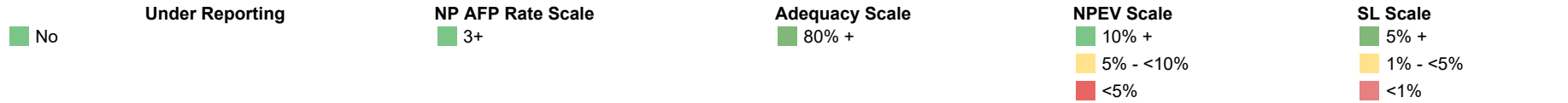
Total Indicators



Epi Week 32 - Between 8/6/2023 and 8/12/2023

Accute Flaccid Paralysis (AFP) Surveillance Weekly Bulletin

Indicators across Governorates


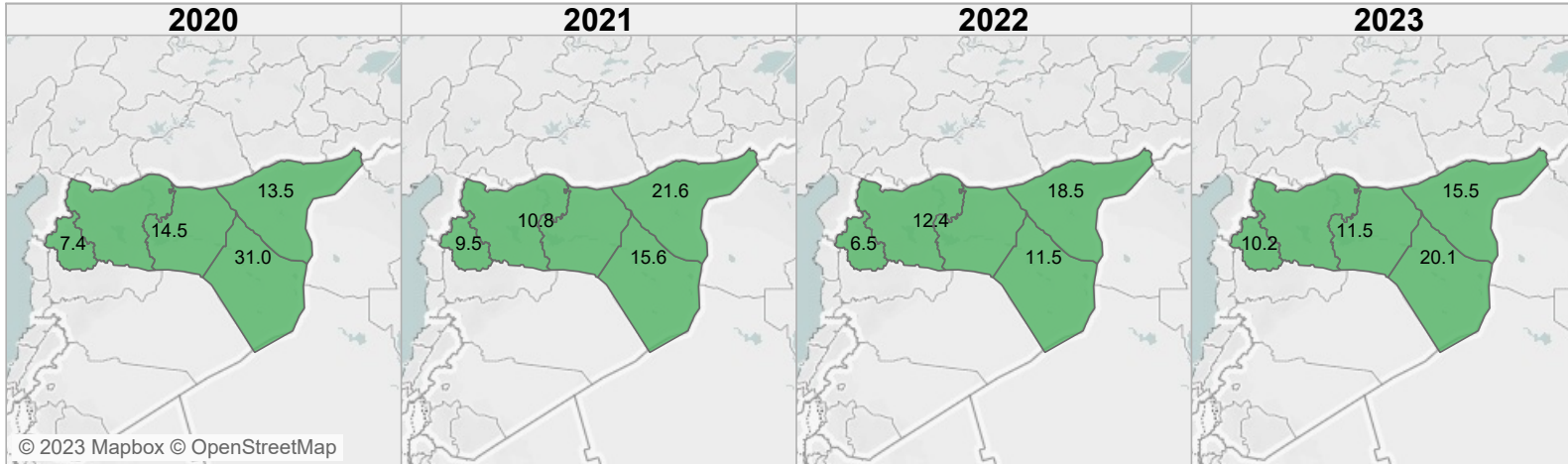


| | Reporting | | | | NP-AFP Rate. | | | | Adequacy. | | | | NPEV. | | | | SL. | | | |
|--------------------|------------|------------|------------|------------|--------------|-------------|-------------|-------------|-----------|-----------|-----------|-----------|-----------|-----------|-----------|----------|----------|----------|----------|----------|
| | 2020 | 2021 | 2022 | 2023 | 2020 | 2021 | 2022 | 2023 | 2020 | 2021 | 2022 | 2023 | 2020 | 2021 | 2022 | 2023 | 2020 | 2021 | 2022 | 2023 |
| Aleppo | 107 | 118 | 136 | 102 | 7.7 | 10.8 | 12.4 | 9.7 | 98 | 97 | 93 | 93 | 16 | 11 | 8 | 7 | 0 | 2 | 0 | 1 |
| Idleb | 107 | 117 | 80 | 79 | 7.4 | 9.5 | 6.5 | 10.2 | 93 | 94 | 96 | 94 | 20 | 7 | 5 | 10 | 1 | 0 | 4 | 3 |
| Ar-Raqqa | 39 | 53 | 44 | 22 | 14.5 | 12.7 | 10.5 | 11.5 | 90 | 94 | 93 | 100 | 26 | 19 | 14 | 15 | 5 | 0 | 2 | 0 |
| Deir-ez-Zor | 75 | 83 | 61 | 30 | 31.0 | 15.6 | 11.5 | 20.1 | 99 | 100 | 98 | 83 | 25 | 25 | 19 | 18 | 5 | 4 | 8 | 0 |
| Al-Hasakeh | 58 | 104 | 89 | 51 | 13.5 | 21.6 | 18.5 | 15.5 | 98 | 95 | 97 | 94 | 21 | 14 | 9 | 2 | 0 | 2 | 2 | 4 |
| Grand Total | 386 | 475 | 410 | 284 | 10.2 | 12.6 | 10.9 | 11.4 | 96 | 96 | 95 | 93 | 21 | 14 | 10 | 9 | 2 | 1 | 3 | 2 |


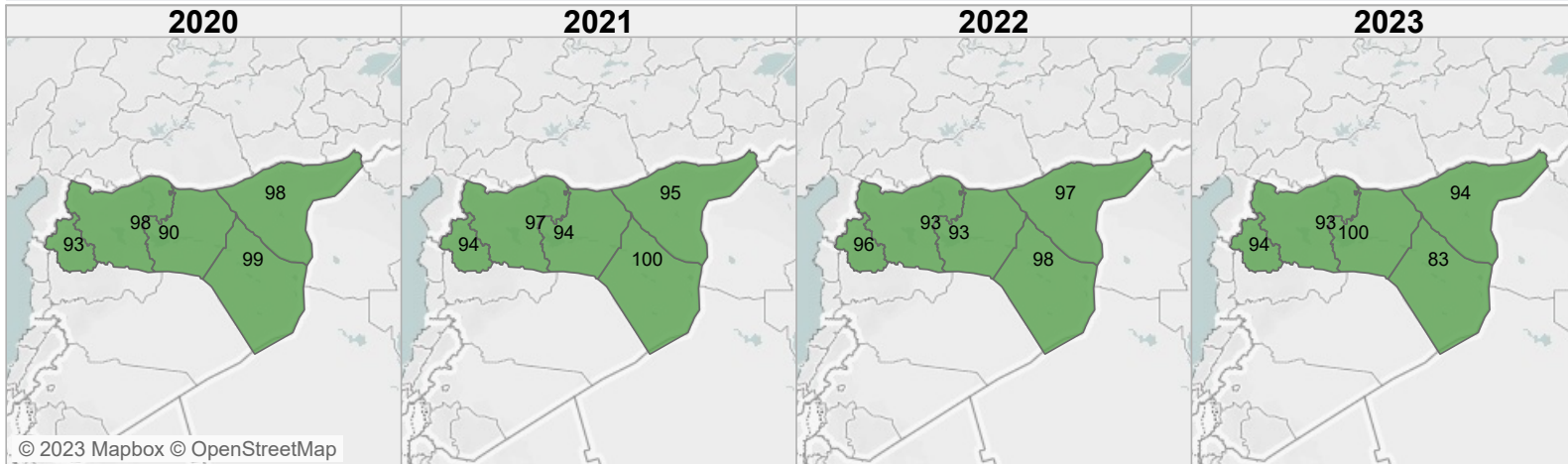
Epi Week 32 - Between 8/6/2023 and 8/12/2023

Indicators Maps

NP-AFP Rate

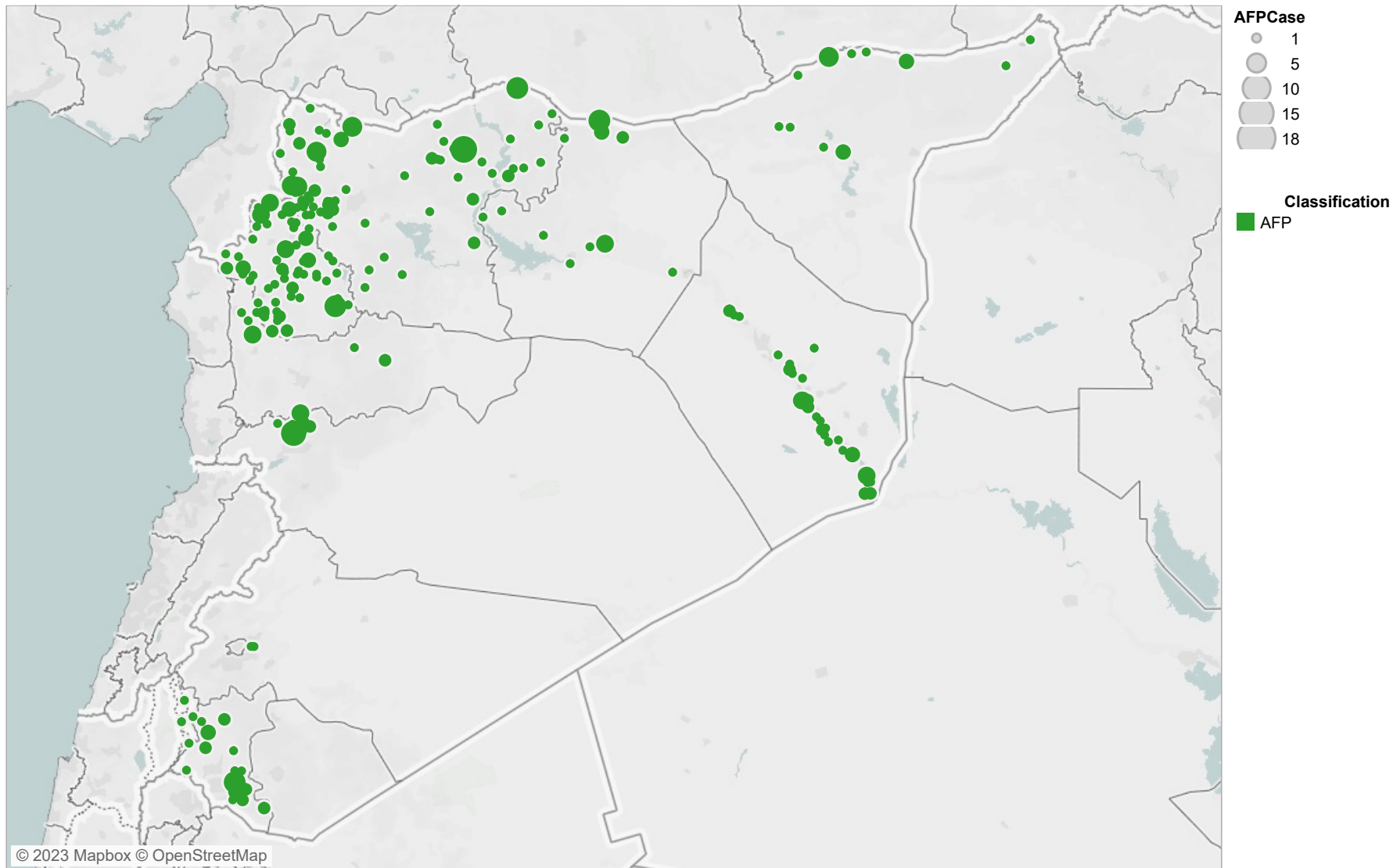


Adequacy



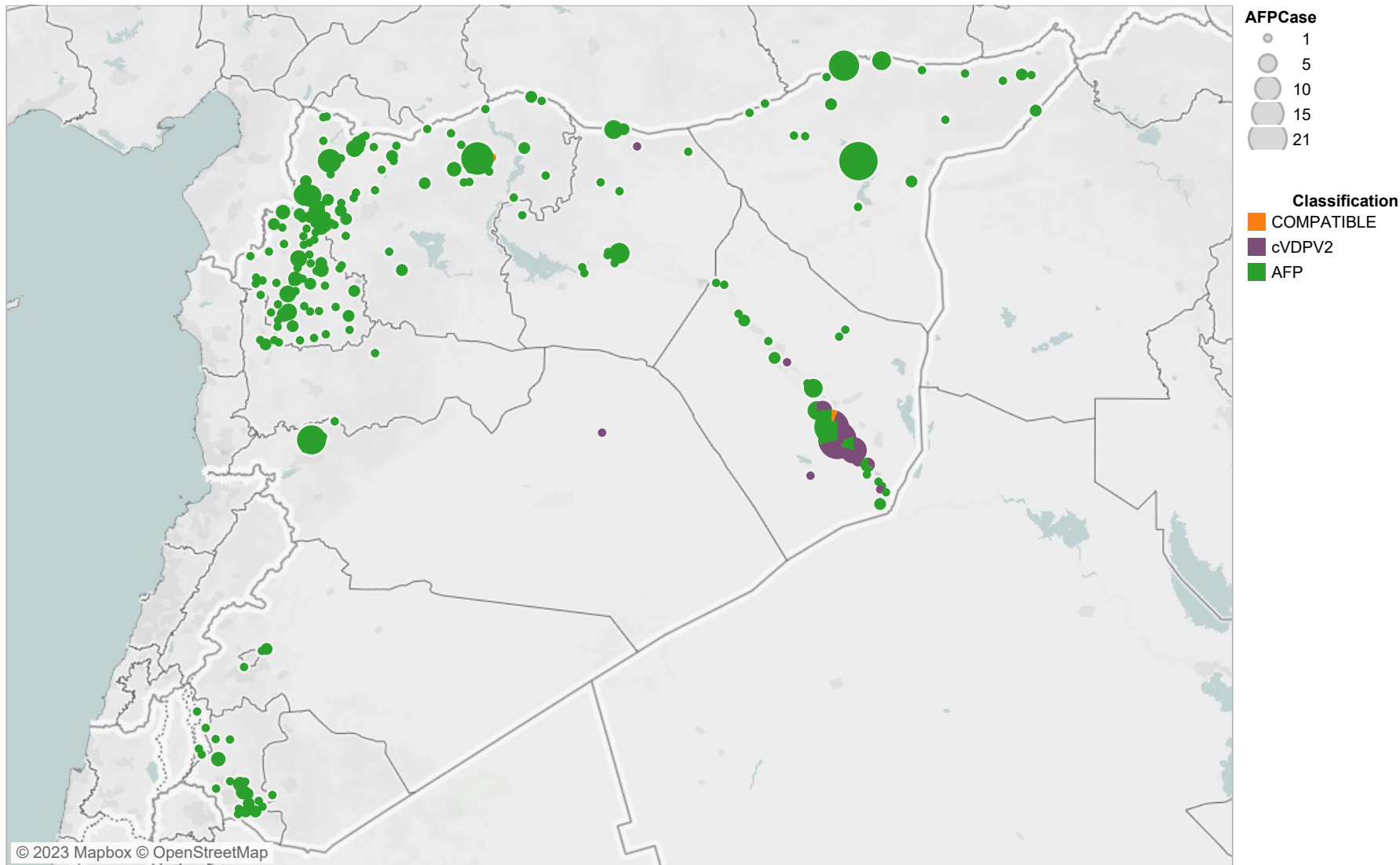
Epi Week 32 - Between 8/6/2023 and 8/12/2023

Cases Distribution 2016



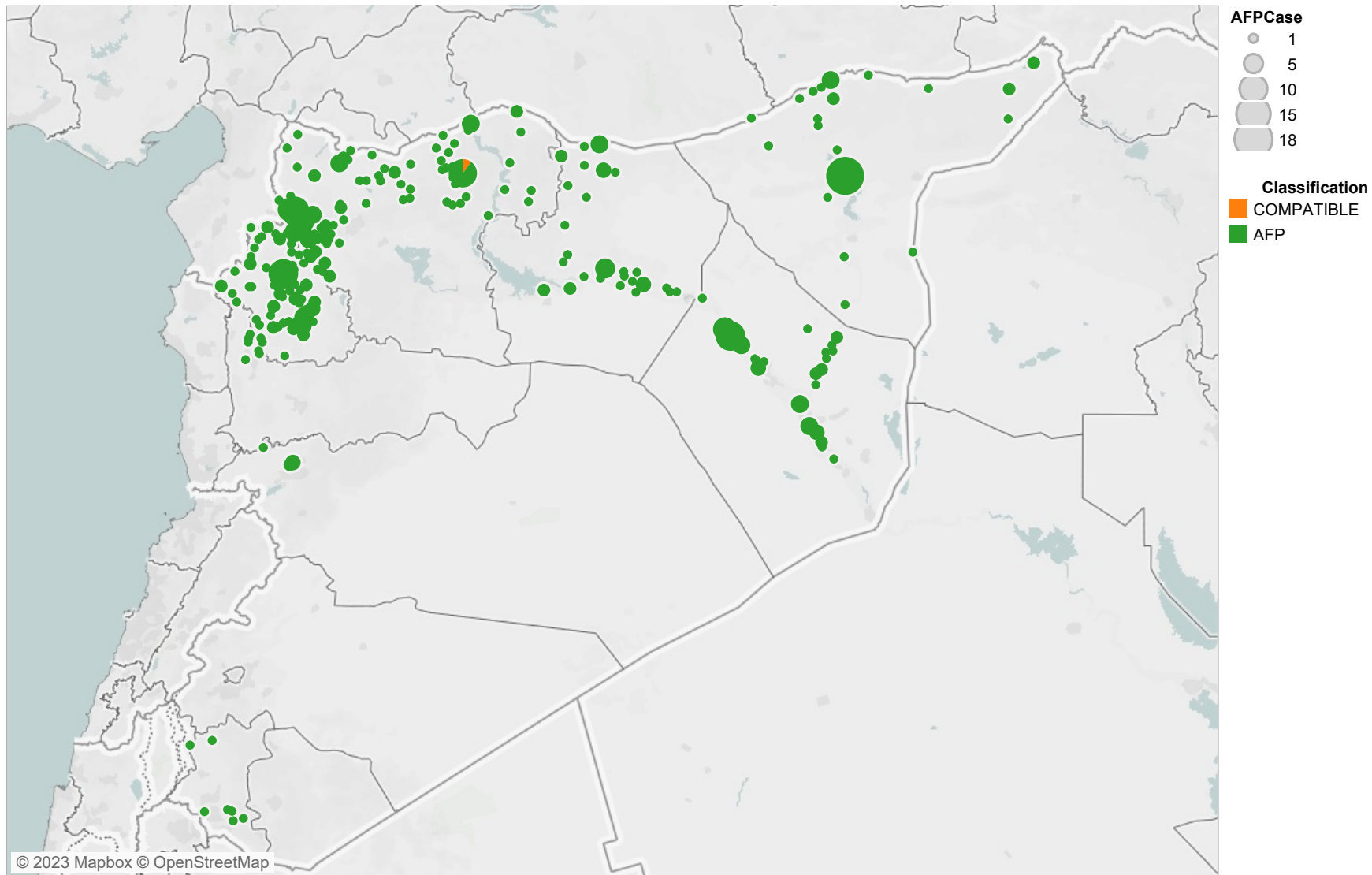
Epi Week 32 - Between 8/6/2023 and 8/12/2023

Cases Distribution 2017



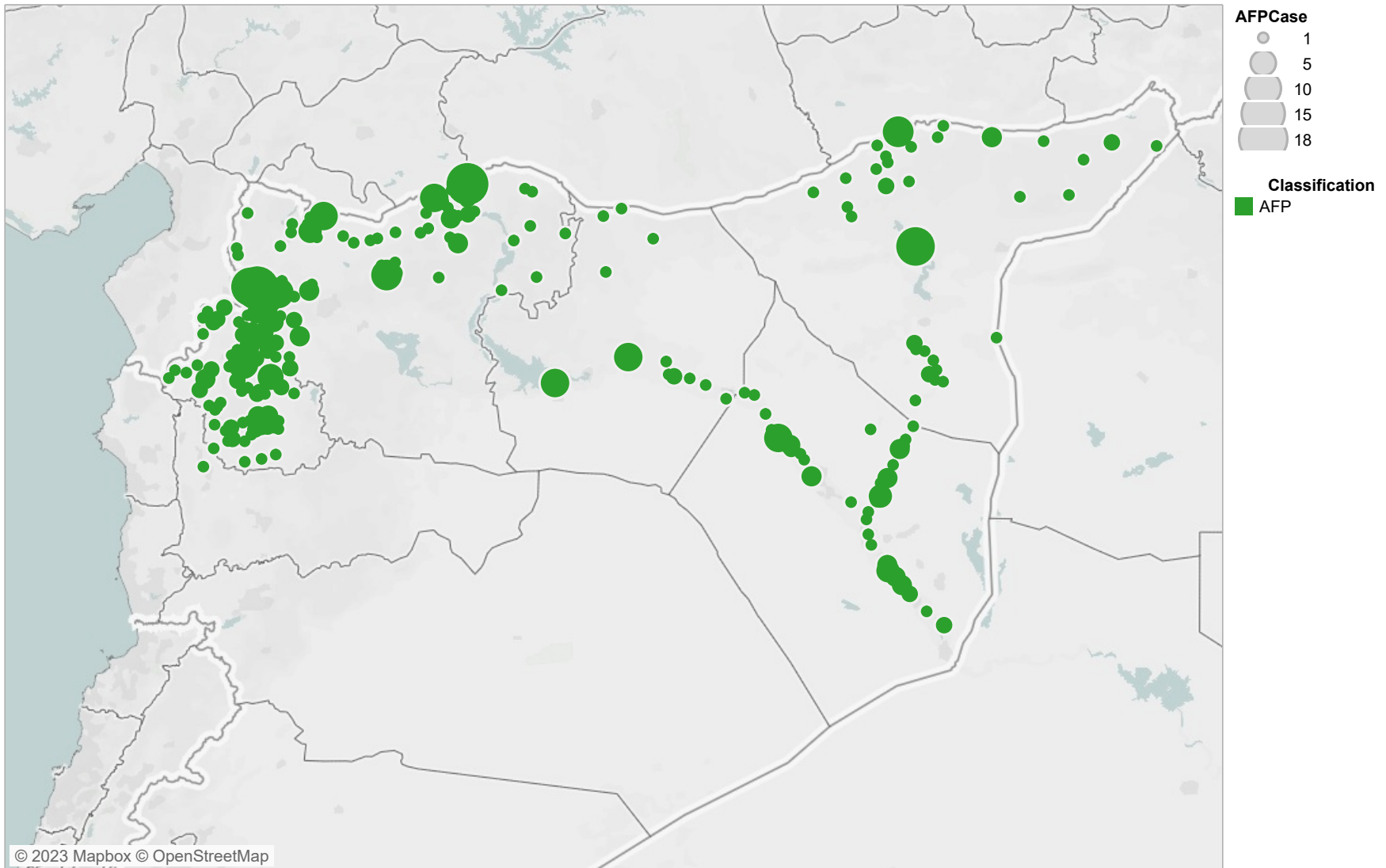
Epi Week 32 - Between 8/6/2023 and 8/12/2023

Cases Distribution 2018



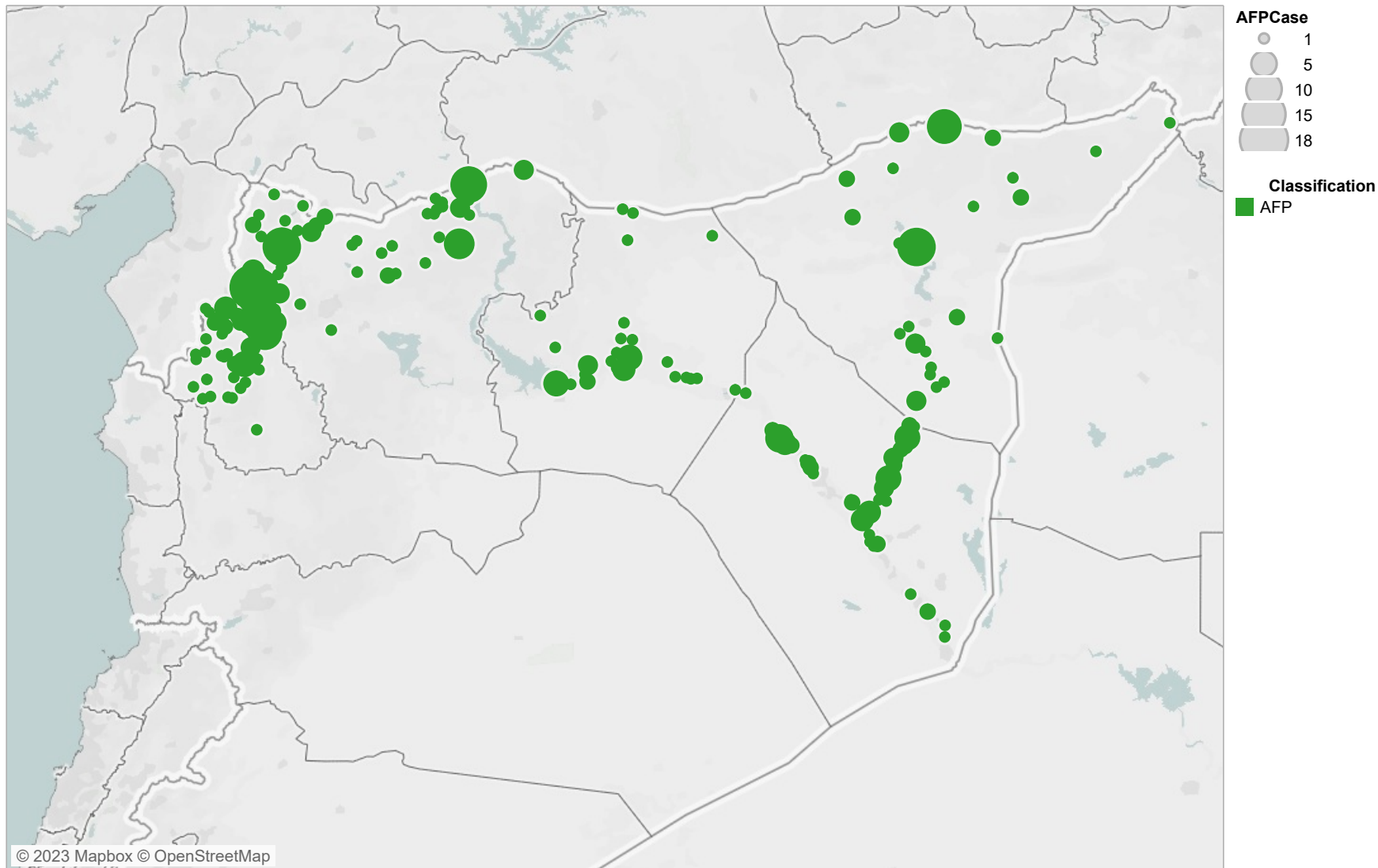
Epi Week 32 - Between 8/6/2023 and 8/12/2023

Cases Distribution 2019



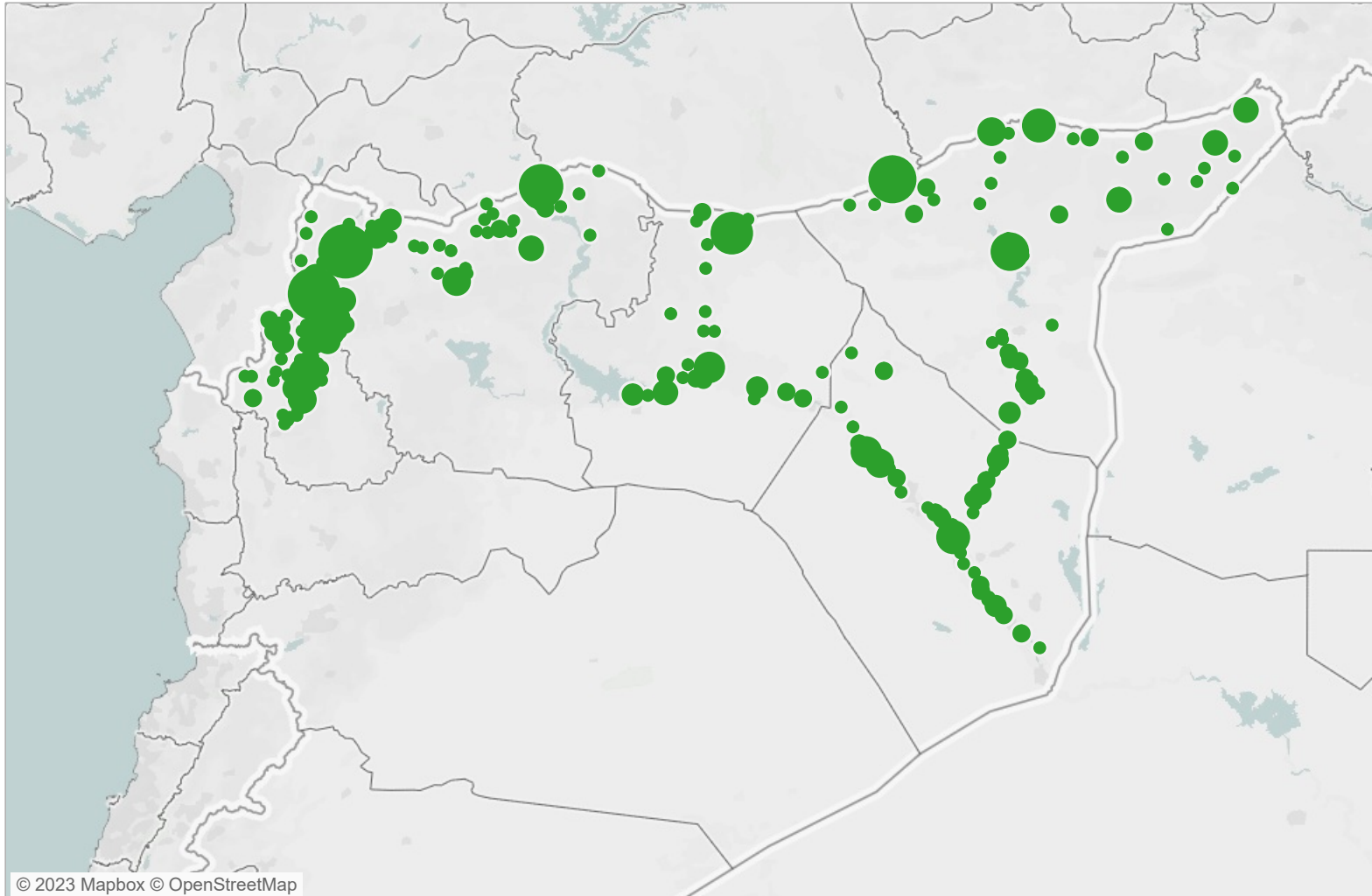

Epi Week 32 - Between 8/6/2023 and 8/12/2023

Cases Distribution 2020



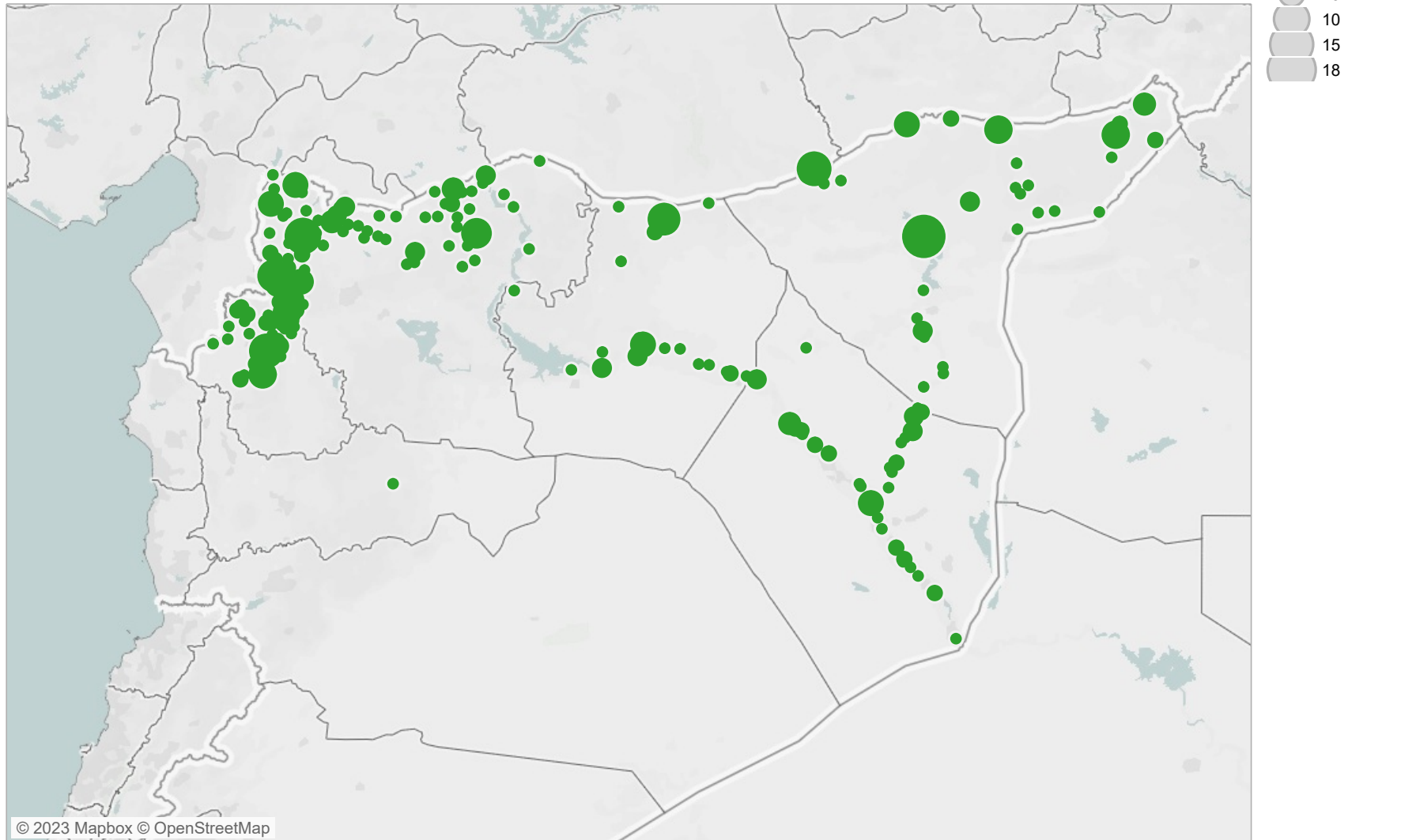
Epi Week 32 - Between 8/6/2023 and 8/12/2023

Cases Distribution 2021



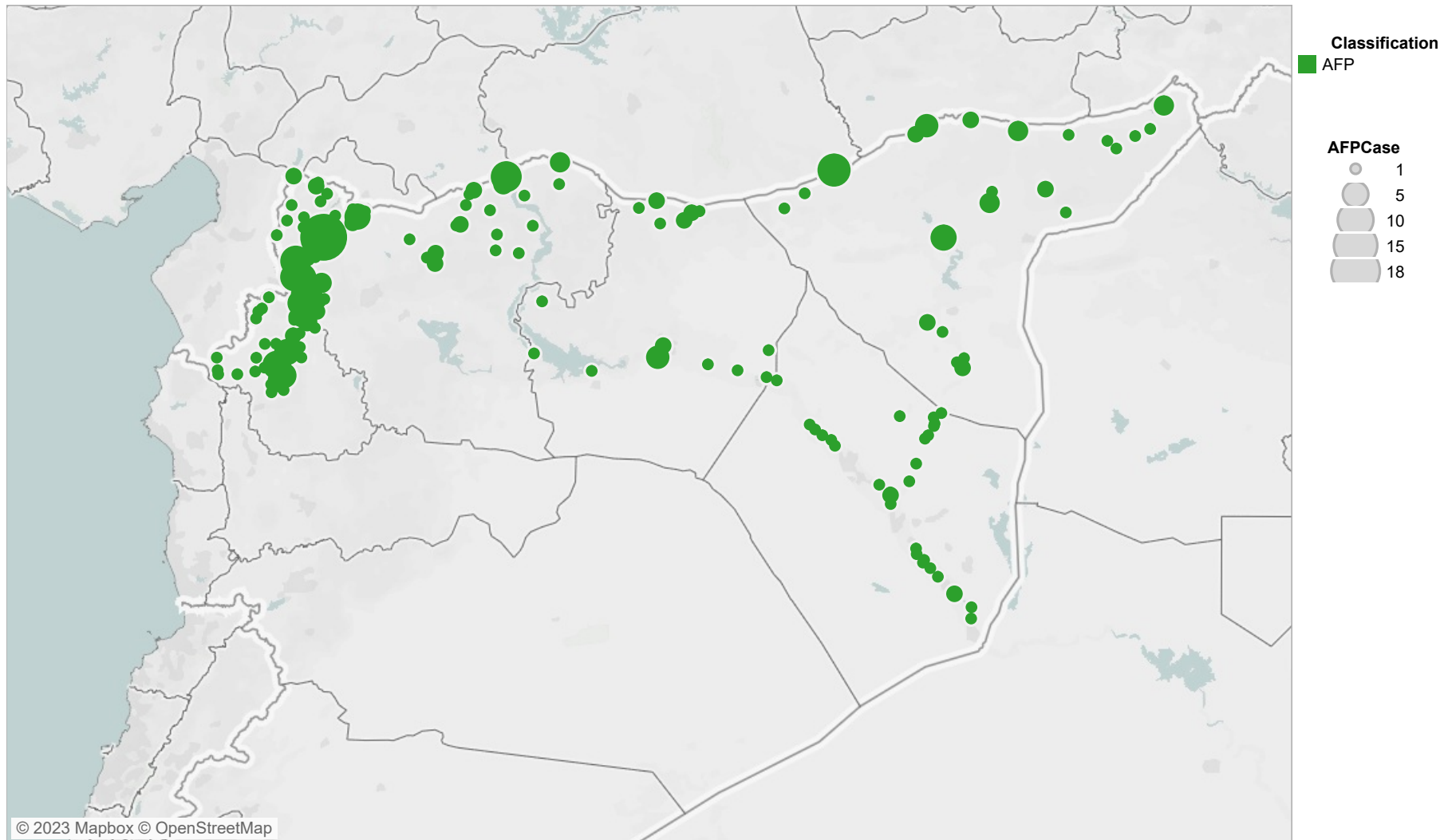
Epi Week 32 - Between 8/6/2023 and 8/12/2023

Cases Distribution 2022



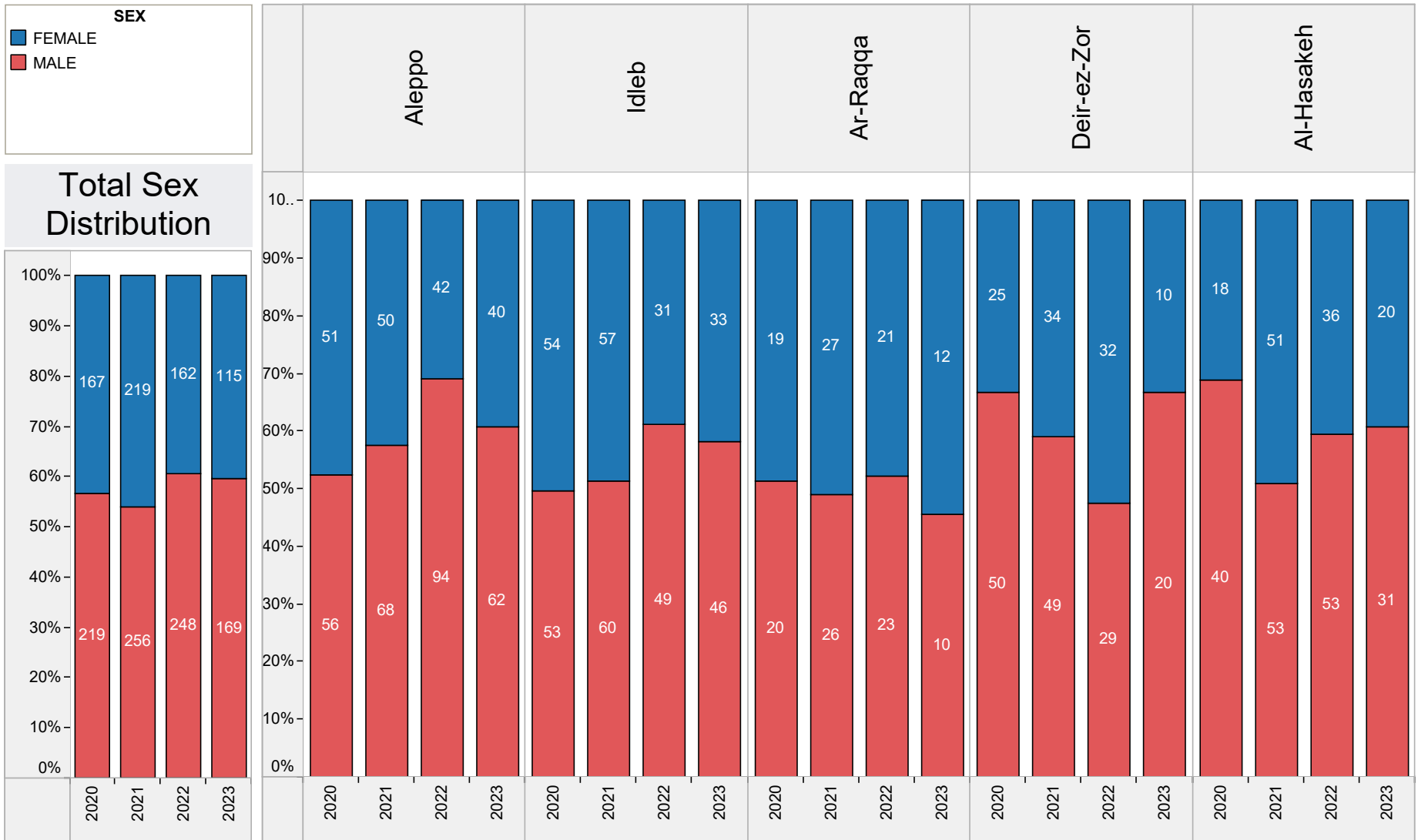
Epi Week 32 - Between 8/6/2023 and 8/12/2023

Cases Distribution 2023



Epi Week 32 - Between 8/6/2023 and 8/12/2023

Sex Distribution

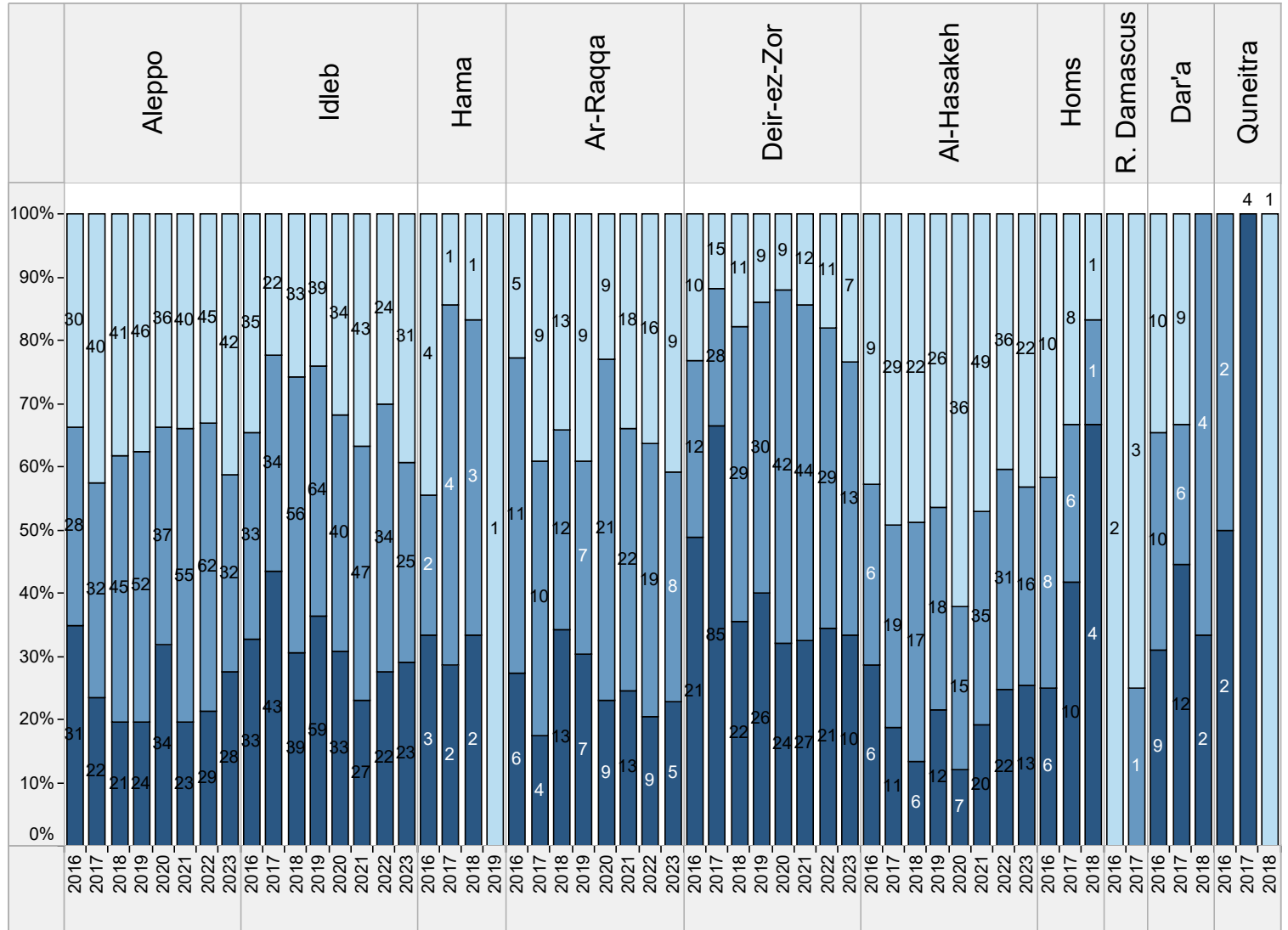
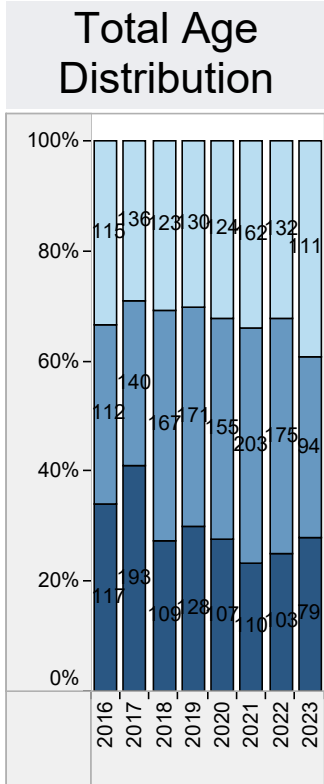


Epi Week 32 - Between 8/6/2023 and 8/12/2023

Accute Flaccid Paralysis (AFP) Surveillance Weekly Bulletin

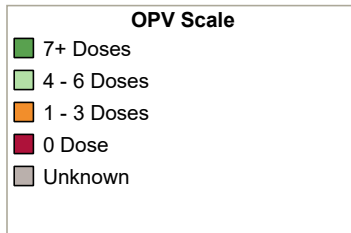
Age Distribution

Age Group (years)
 ■ More than 5 Years
 ■ From 2 To 5 Years
 ■ Less Than 2 Years

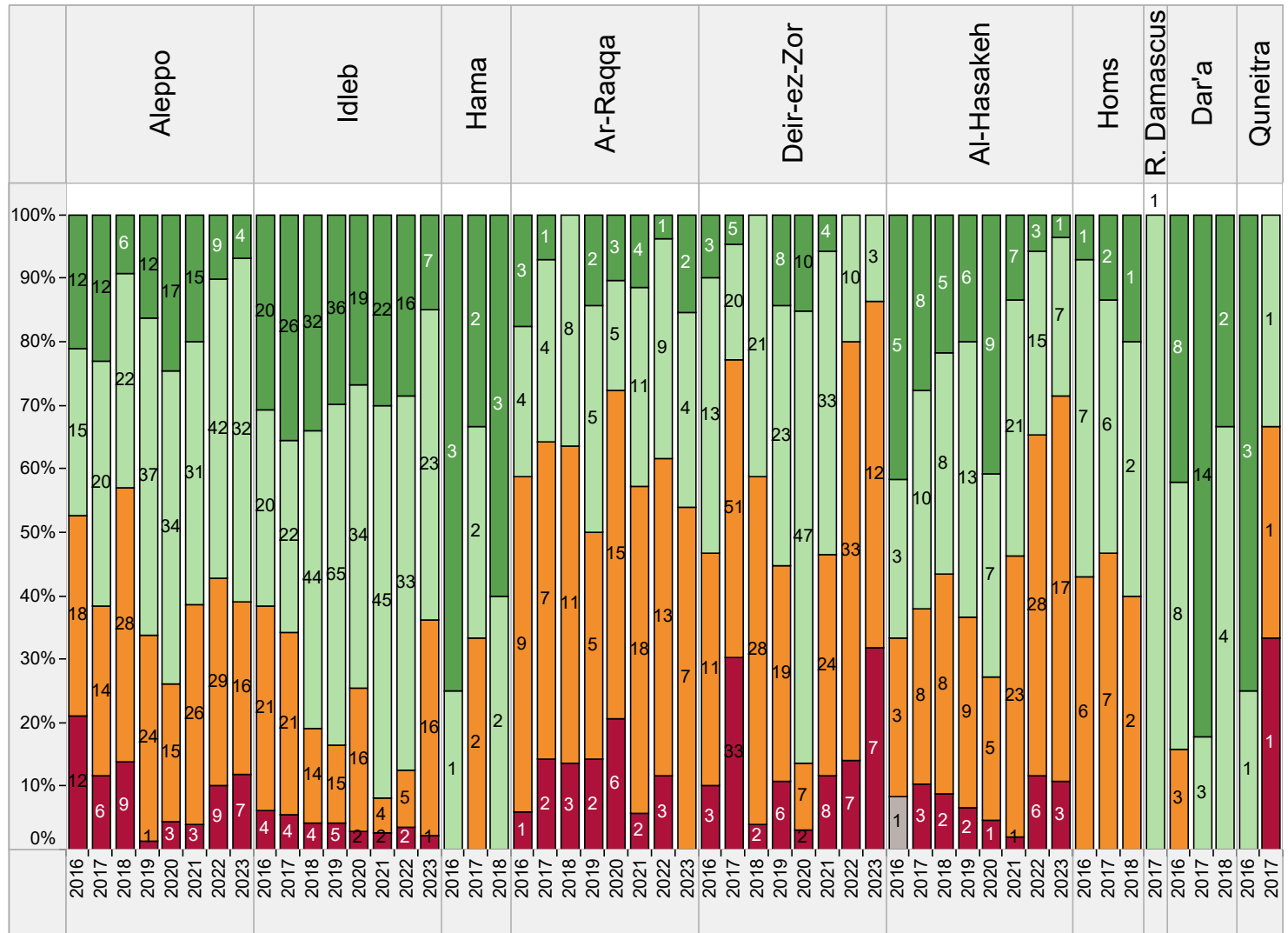
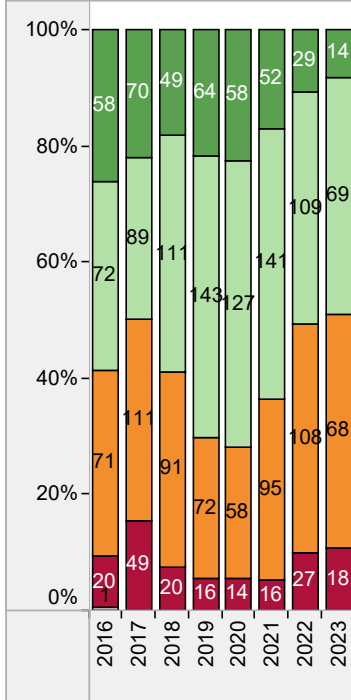


Epi Week 32 - Between 8/6/2023 and 8/12/2023

OPV Vaccination Status, 6-59 Months

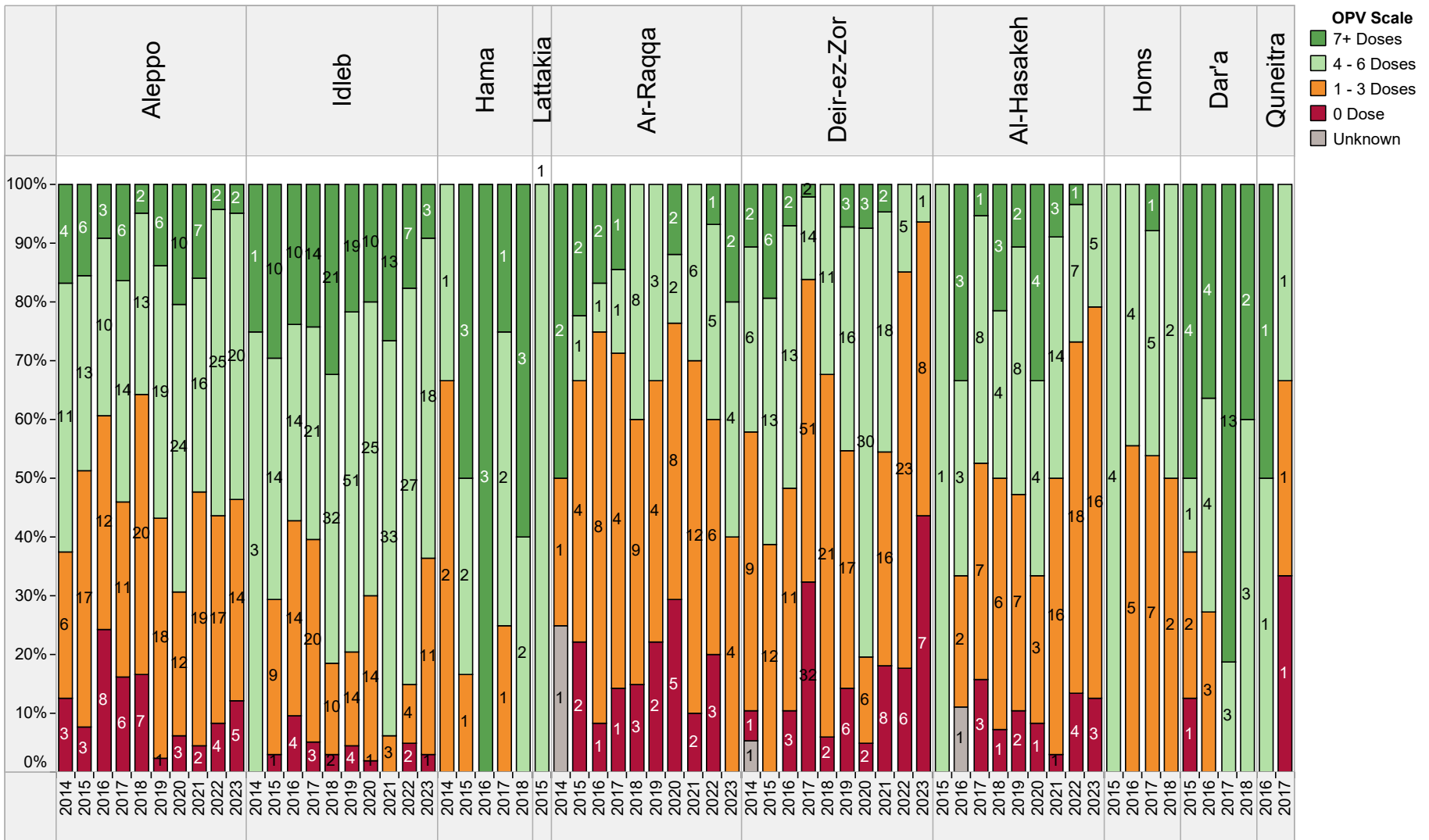


Total OPV



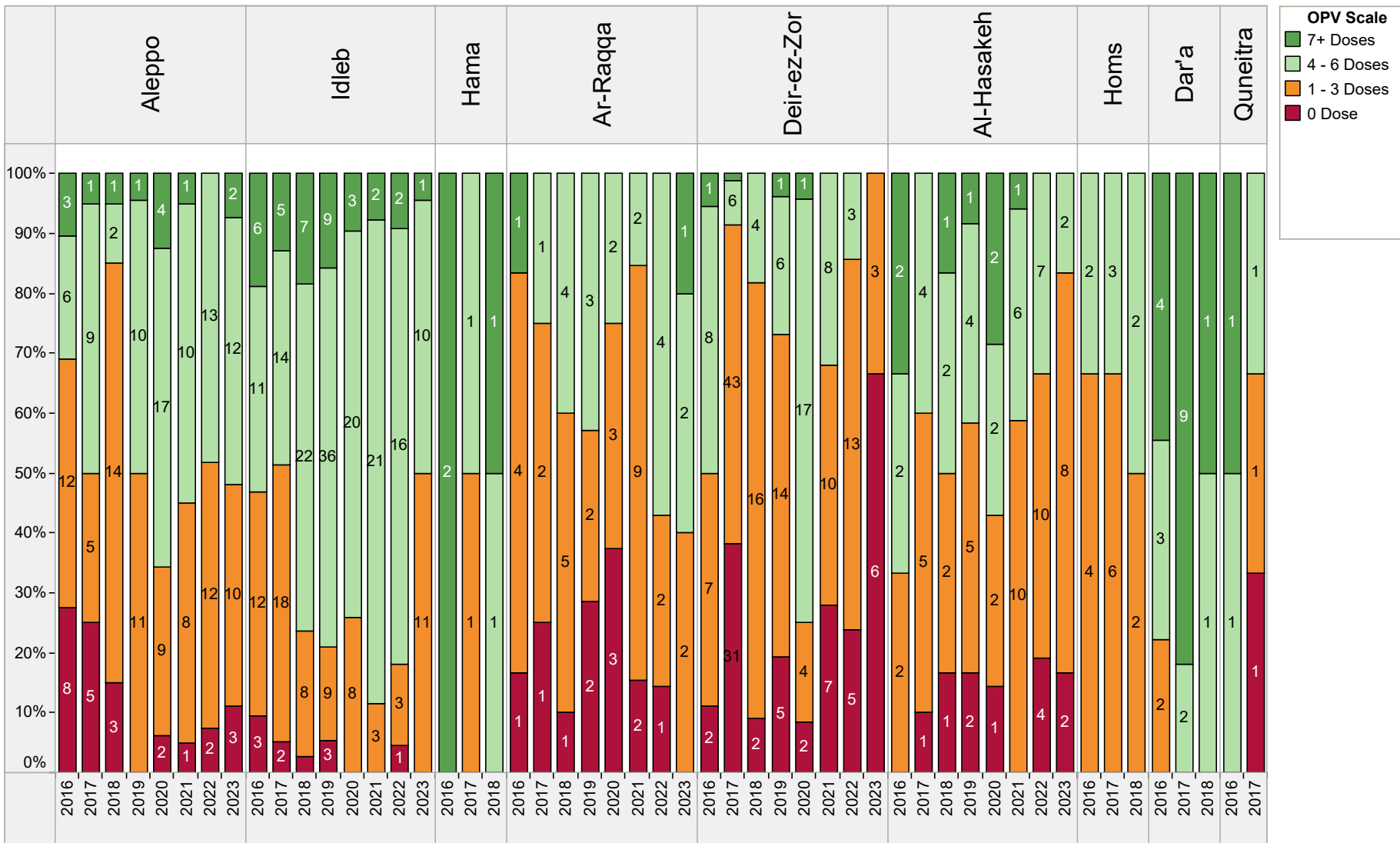
Epi Week 32 - Between 8/6/2023 and 8/12/2023

OPV Vaccination Status 6 - 35 Months



Epi Week 32 - Between 8/6/2023 and 8/12/2023

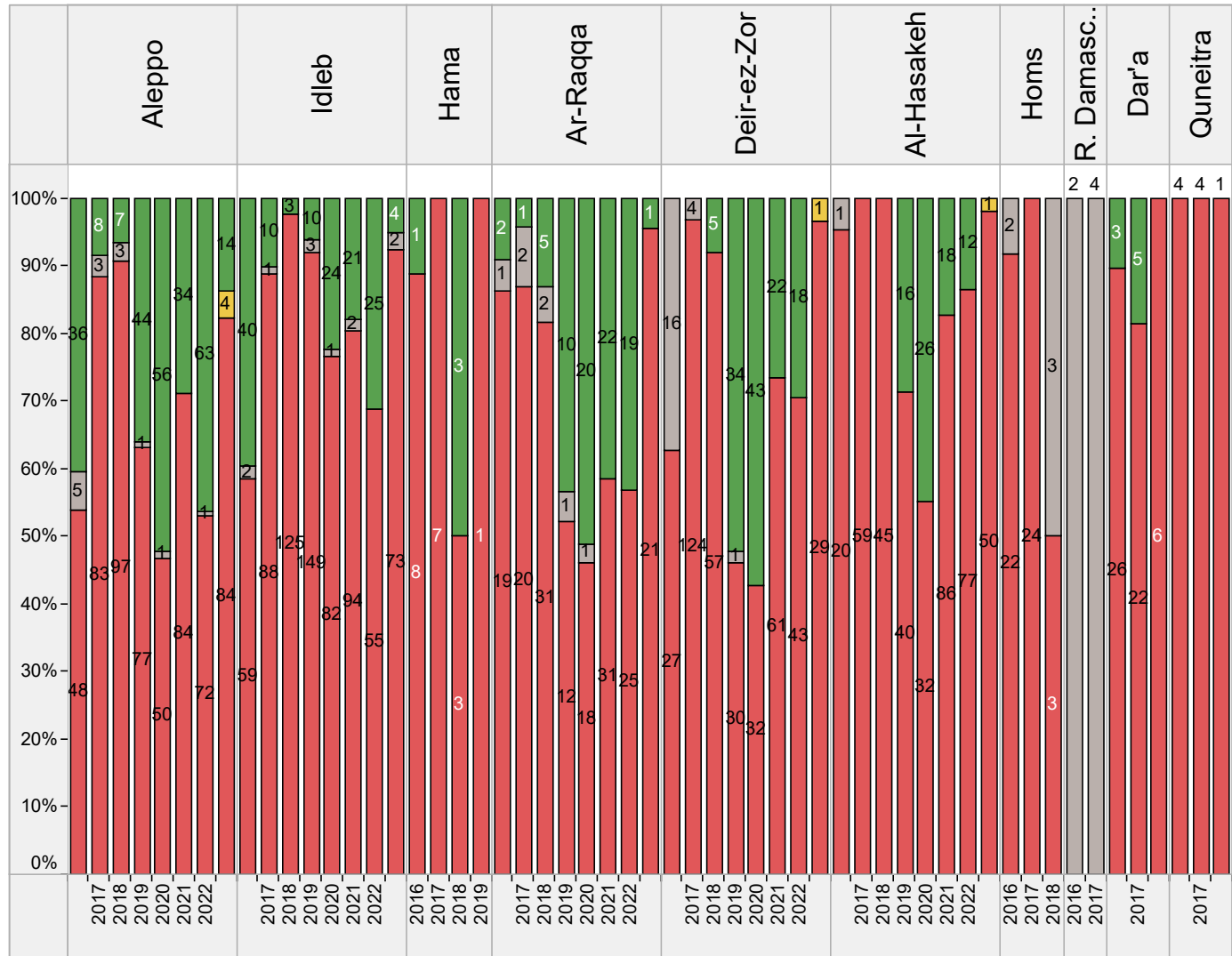
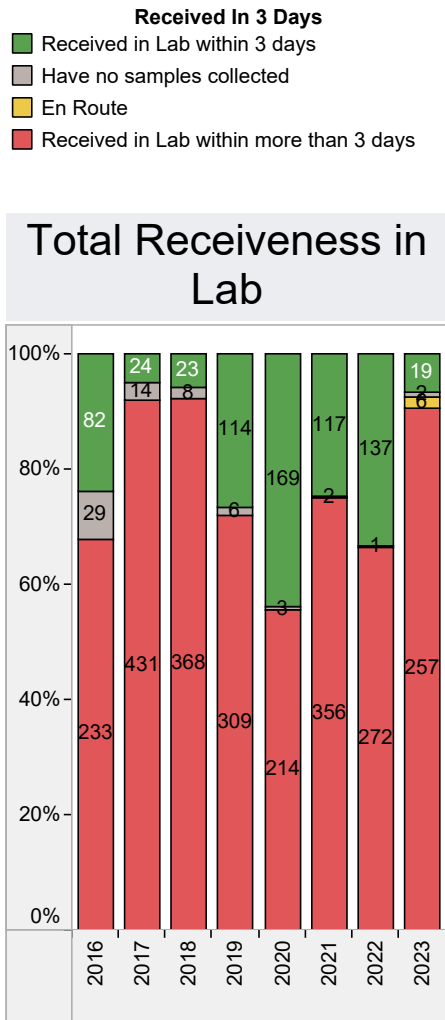
OPV Vaccination Status 6 - 23 Months



Epi Week 32 - Between 8/6/2023 and 8/12/2023

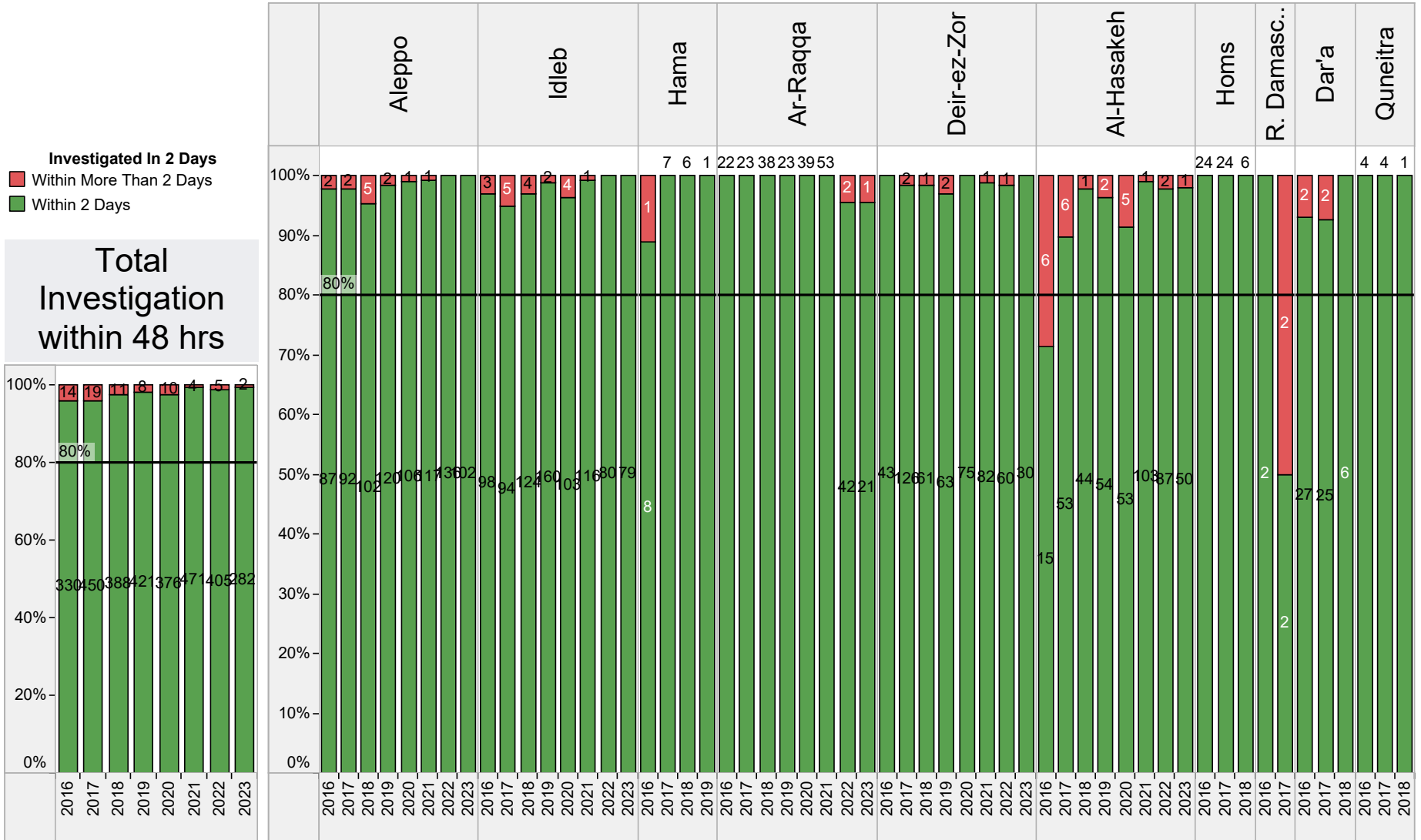
Accute Flaccid Paralysis (AFP) Surveillance Weekly Bulletin

Receiveness in Lab



Epi Week 32 - Between 8/6/2023 and 8/12/2023

Investigation within 48 Hours



Epi Week 32 - Between 8/6/2023 and 8/12/2023

Notification within 7 Days

